


Parts Catalog

Mazda MX-5 MIATA
U.S.A.
(95▶'96)



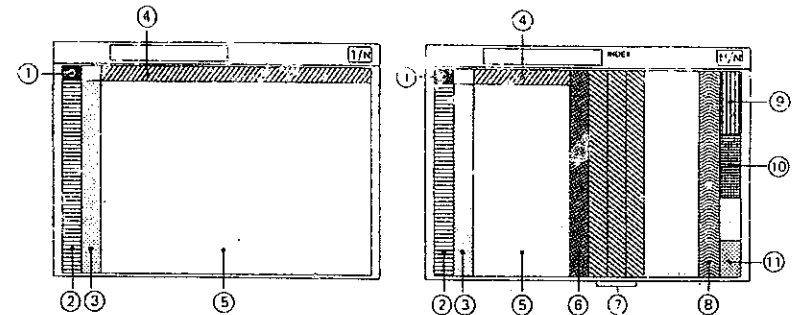
NA35 • 600001-700000
NA3 ••• 700001-800000

Jul.'97 (FINAL)
Catalog No. AU-NA05-04

mazda
© 1997 Mazda Motor Corporation

LAYOUT OF CONTENTS / DISPOSITION TYPOGRAPHIQUE DE CONTENU / DISPOSICION DEL CONTENIDO / ANORDNUNG DES INHALTS

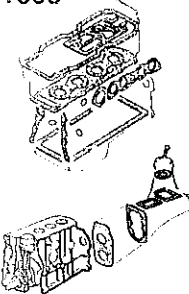
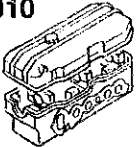
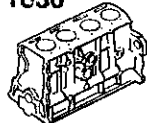
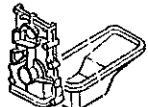
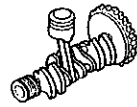
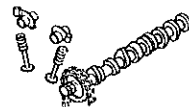

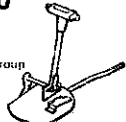
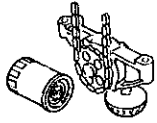

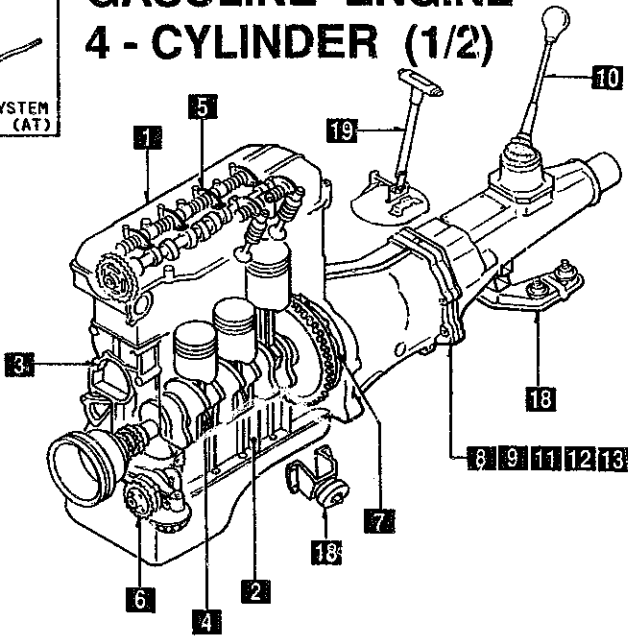
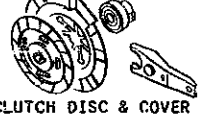

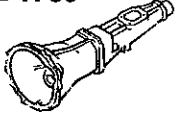
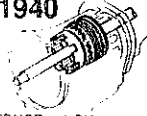
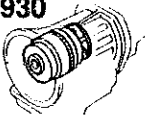

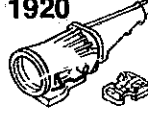

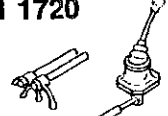
- The following is a typical example of the layout of contents on Mazda microfiche parts catalog.
- Voici un exemple typique de la disposition typographique de contenu dans les microfiches de catalogue des pièces de Mazda.
- El siguiente es un ejemplo típico de la disposición del contenido en una microficha del catálogo de repuestos de Mazda.
- Folgendes ist ein typisches Beispiel der Inhaltsanordnung des Mazda-Mikrofiche-Teilekatalogs.






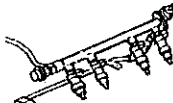
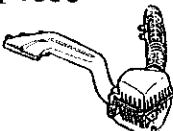
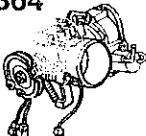
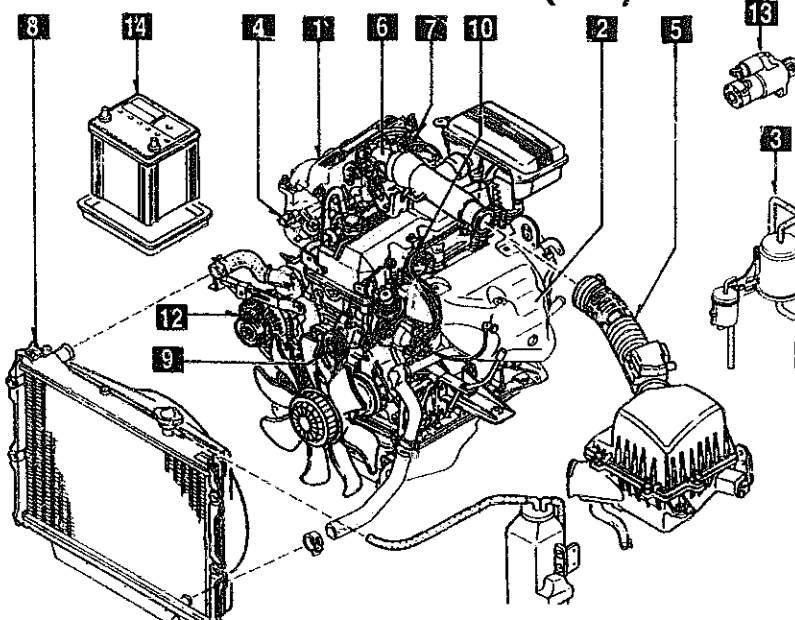



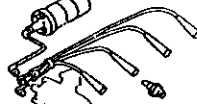
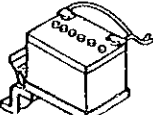


Remark : The items listed under ④ have been deleted from each fiche since Dec. '93

- | | | |
|--|---|--|
| ① • Layout of contents
• Disposition Typographique de Contenu
• Disposición del contenido
• Anordnung des Inhalts | ② • Pictorial Index
• Index de Schémas
• Índice Gráfico
• Illustrierter Index | ③ • Master Section No. Index
• Index des Numéros des Sections Totale
• Índice del Número de la Sección Maestra
• Hauptabschnittsnummer-Index |
| ④ • Section No. Index for the Column
• Index des Numéros des Sections pour les Colonnes
• N° de la Sección para el Índice
• Abschnittsnummer-Index für die Spalte | ⑤ • Illustration & Text
• Illustrations et Textes
• Ilustración y Texto
• Abbildung und Text | ⑥ • Part No. Index
• Index des Numéros des Pièces
• Índice del N° de Pieza
• Teile-Nr.-Index |
| ⑦ • Alphabetical Index
• Index Alphabétique
• Índice Alfabético
• Alphabetischer Index | ⑧ • Model Identification
• Identification des Modèles
• Identificación del Modelo
• Modell-Kennzeichnung | ⑨ • Vehicle Identification System
• Système d'Identification de Véhicule
• Sistema de Identificación de Vehículo
• Fahrzeug-Identifikationssystem |

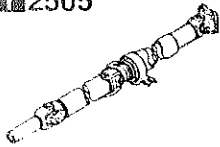
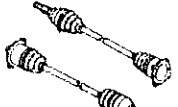



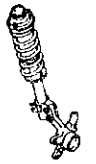

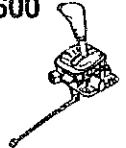
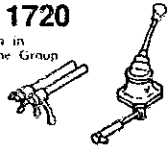
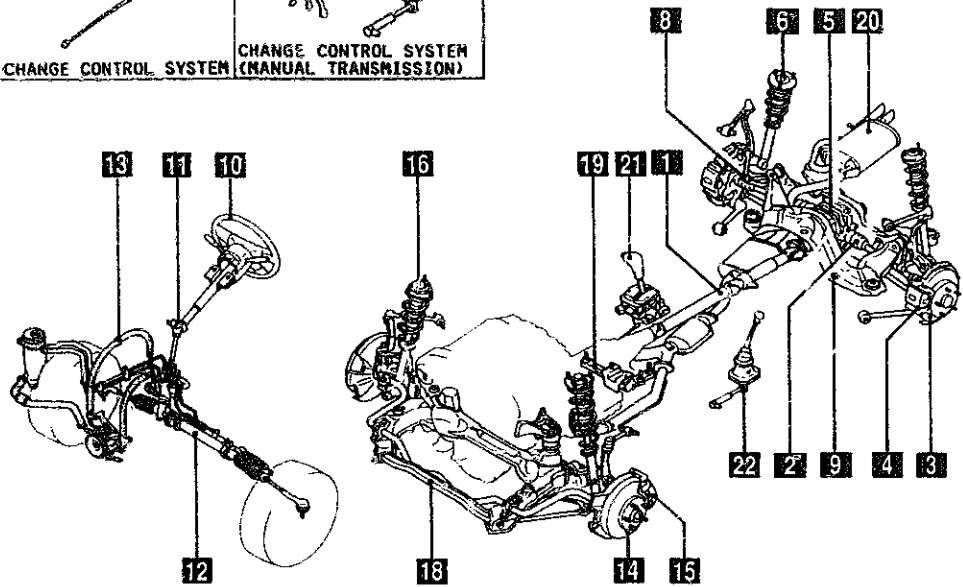


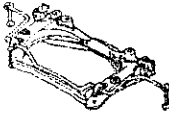
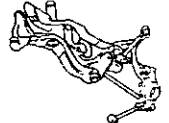

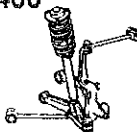


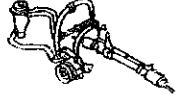


PICTORIAL INDEX

<p>1000</p>  <p style="text-align: center;">ENGINE & GASKET SETS</p>	<p>1 1010</p>  <p style="text-align: center;">CYLINDER HEAD & COVER</p>	<p>2 1030</p>  <p style="text-align: center;">CYLINDER BLOCK</p>	<p>3 1040</p>  <p style="text-align: center;">OIL PAN & TIMING COVER</p>	<p>4 1100</p>  <p style="text-align: center;">PISTON, CRANKSHAFT & FLYWHEEL</p>	<p>5 1200</p>  <p style="text-align: center;">VALVE SYSTEM</p>
<p>13 3900</p>  <p style="text-align: center;">ENGINE & TRANSMISSION MOUNTINGS</p>	<p>19 4600</p>  <p style="text-align: center;">CHANGE CONTROL SYSTEM (AT)</p>				<p>6 1400</p>  <p style="text-align: center;">OIL PUMP & FILTER</p>
<p>14 1960</p>  <p style="text-align: center;">GASKET & SEAL KIT (AUTOMATIC)</p>	<p>GASOLINE ENGINE 4 - CYLINDER (1/2)</p> 				<p>7 1600</p>  <p style="text-align: center;">CLUTCH DISC & COVER (MANUAL)</p>
<p>16 1950</p>  <p style="text-align: center;">MANUAL LINKAGE SYSTEM (AUTOMATIC)</p>	<p style="font-size: small;">As this illustration is prepared to be applicable to all models, some parts are different in specifications from parts listed in this parts Catalog.</p>				<p>8 1700</p>  <p style="text-align: center;">TRANSMISSION CASE (MANUAL)</p>
<p>15 1940</p>  <p style="text-align: center;">GOVERNOR, LOW & REVERSE PISTON (AUTOMATIC)</p>	<p>14 1930</p>  <p style="text-align: center;">CLUTCHES & PLANETARY GEARS (AUTOMATIC)</p>	<p>13 1925</p>  <p style="text-align: center;">CONTROL VALVE (AUTOMATIC)</p>	<p>12 1920</p>  <p style="text-align: center;">TRANSMISSION CASE & MAIN CONTROL SYSTEM (AUTOMATIC)</p>	<p>11 1910</p>  <p style="text-align: center;">TORQUE CONVERTER, OIL PUMP & PIPINGS (AUTOMATIC)</p>	<p>10 1720</p>  <p style="text-align: center;">CHANGE CONTROL SYSTEM (MANUAL)</p>

PICTORIAL INDEX

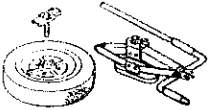

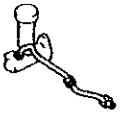

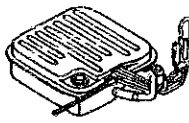
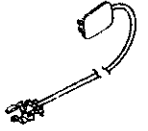
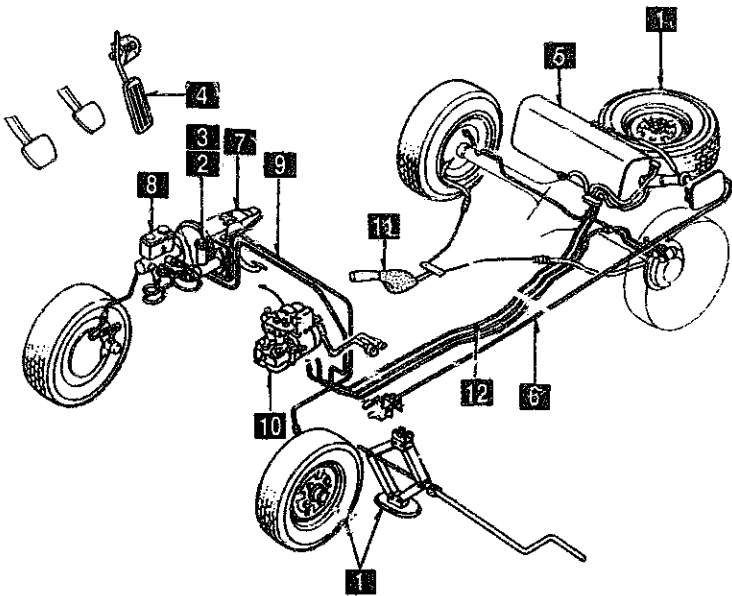
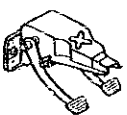
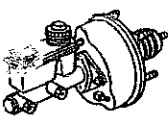

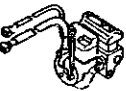


1 1300  INLET MANIFOLD	2 1310  EXHAUST MANIFOLD	3 1320  FUEL SYSTEM	4 1325  FUEL DISTRIBUTOR	5 1330  AIR CLEANER	6 1364  THROTTLE BODY
<h3 style="margin: 0;">GASOLINE ENGINE 4 - CYLINDER (2/2)</h3>					
					
As this illustration is prepared to be applicable to all models, some parts are different in specifications from parts listed in this parts Catalog.					
7 1370  EMISSION CONTROL SYSTEM (INLET SIDE)					
8 1500  COOLING SYSTEM					
9 1580  BRACKET, PULLEY & BELT					
10 1800  ENGINE ELECTRICAL SYSTEM					
11 1850  BATTERY					
12 1840  STARTER					
13 1830  ALTERNATOR					

PICTORIAL INDEX

<p>1 2505</p>  <p>REAR PROPELLER SHAFT</p>	<p>2 2550</p>  <p>REAR DRIVE SHAFT</p>	<p>3 2600</p>  <p>REAR AXLE</p>	<p>4 2610</p>  <p>REAR BRAKE MECHANISMS</p>	<p>5 2710</p>  <p>REAR DIFFERENTIALS</p>	<p>6 2800</p>  <p>REAR SUSPENSION MECHANISMS</p>	
<p>20 4000</p>  <p>EXHAUST SYSTEM</p>	<p>21 4600</p>  <p>CHANGE CONTROL SYSTEM</p>	<p>22 1720 <small>Given in Engine Group</small></p>  <p>CHANGE CONTROL SYSTEM (MANUAL TRANSMISSION)</p>		<h3>CHASSIS (1/2)</h3> 		<p>7</p>
<p>23 3900</p>  <p>ENGINE & TRANSMISSION MOUNTINGS</p>					<p>8 2810</p>  <p>REAR STABILIZER</p>	
<p>23 3410</p>  <p>CROSSMEMBER & STABILIZER</p>					<p>9 2830</p>  <p>REAR LOWER ARMS & SUB FRAME</p>	
<p>17</p>					<p>10 3200</p>  <p>STEERING WHEEL</p>	
<p>16 3400</p>  <p>FRONT SUSPENSION MECHANISMS</p>	<p>15 3310</p>  <p>FRONT BRAKE MECHANISMS</p>	<p>14 3300</p>  <p>FRONT AXLE</p>	<p>13 3240</p>  <p>POWER STEERING SYSTEM (FRONT)</p>	<p>12 3220</p>  <p>STEERING GEAR</p>	<p>11 3210</p>  <p>STEERING COLUMN & SHAFTS</p>	



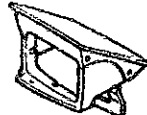


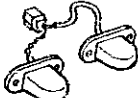
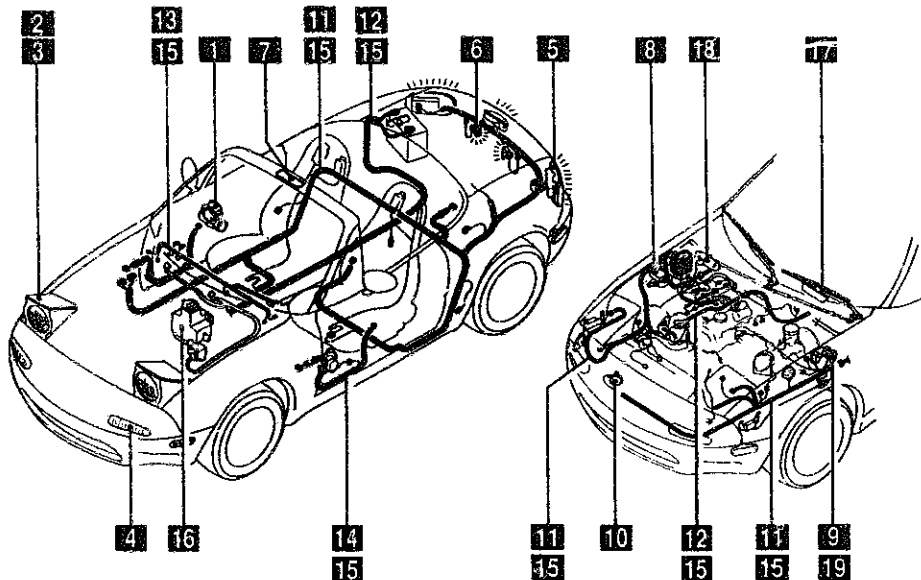





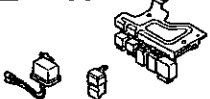
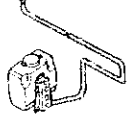



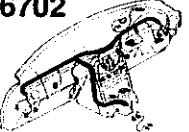


As this illustration is prepared to be applicable to all models, some parts are different in specifications from parts listed in this parts Catalog.

PICTORIAL INDEX





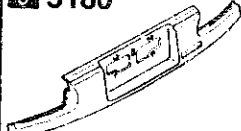

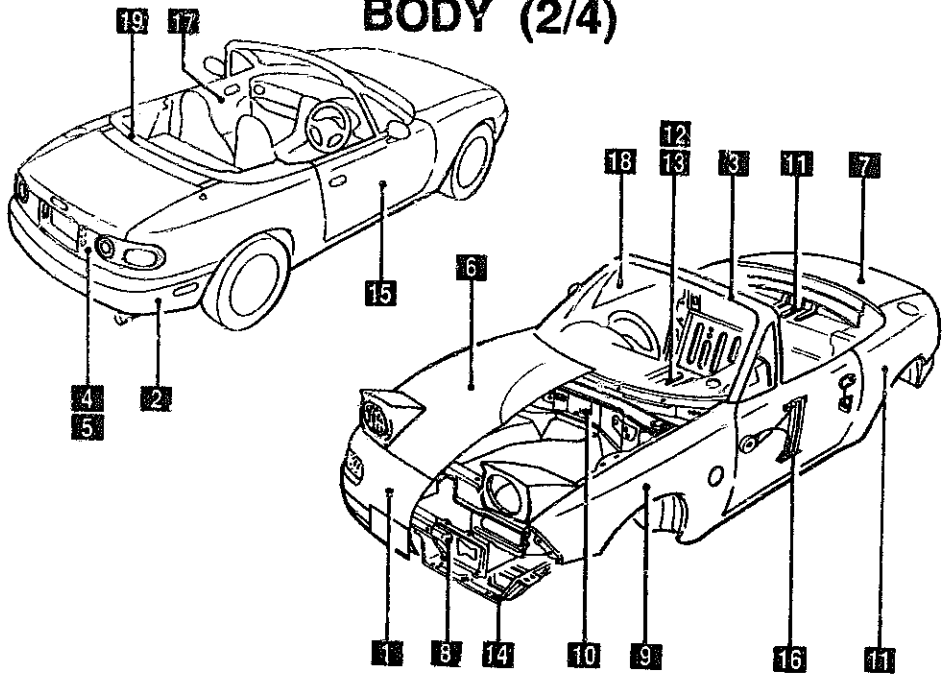



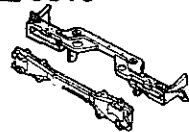




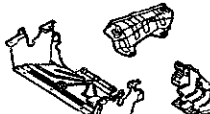
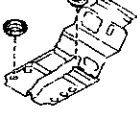


1 3700  TIRES & JACK	2 4140  CLUTCH RELEASE & MASTER CYLINDERS	3 4145  CLUTCH PIPINGS	4 4160  ACCELERATOR CONTROL SYSTEM	5 4200  FUEL TANK	6 4210  FUEL LID OPENER
<h3 style="margin: 0;">CHASSIS (2/2)</h3> 					
					7 4300  CLUTCH & BRAKE PEDALS
					8 4340  BRAKE MASTER CYLINDER & POWER BRAKE
					9 4360  BRAKE PIPINGS
					10 4370  ANTILOCK BRAKE SYSTEM
				12 4500  FUEL PIPINGS	11 4400  PARKING BRAKE SYSTEM

As this illustration is prepared to be applicable to all models, some parts are different in specifications from parts listed in this parts Catalog.

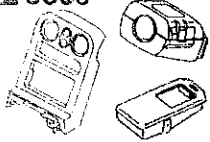

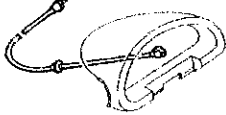
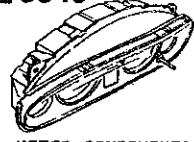
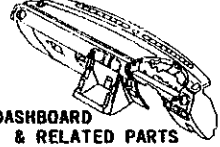
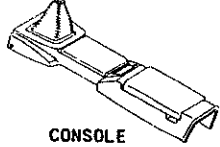
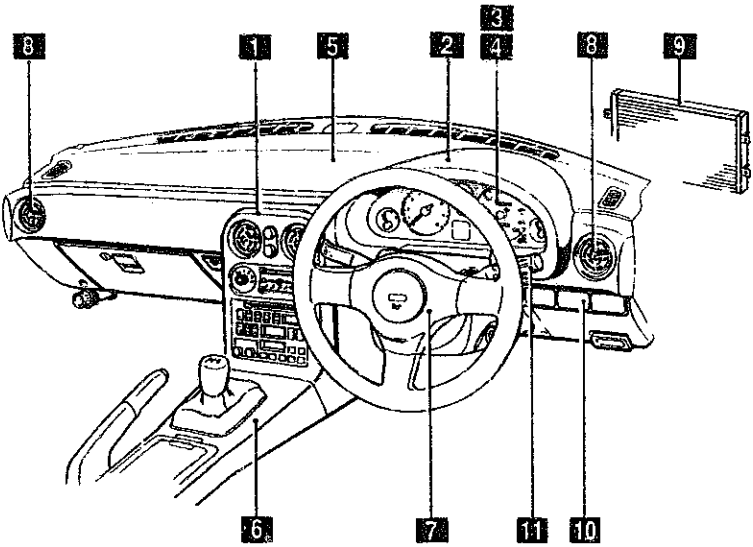

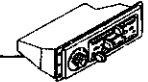
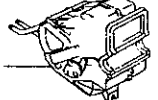


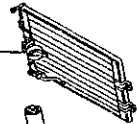


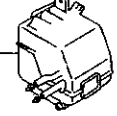

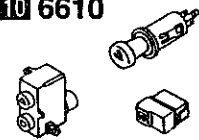
PICTORIAL INDEX

<p>0900</p>  <p>KEY SETS</p>	<p>2 5100</p>  <p>HEAD LAMPS</p>	<p>3 5103</p>  <p>HEAD LAMP RETRACTORS</p>	<p>4 5105</p>  <p>FRONT COMBINATION LAMPS</p>	<p>5 5110</p>  <p>REAR COMBINATION LAMPS</p>	<p>6 5120</p>  <p>LICENSE LAMPS</p>
<h3 style="margin: 0;">BODY (1/4)</h3> 					
<p>9 6640</p>  <p>AUTO CRUISE CONTROL SYSTEM</p>	<p><small>As this illustration is prepared to be applicable to all models, some parts are different in specifications from parts listed in this parts Catalog.</small></p>				<p>7 5125</p>  <p>INTERIOR LAMPS</p>
<p>18 6740</p>  <p>WIPER MOTOR COMPONENTS (FRONT)</p>					<p>8 6600</p>  <p>SWITCHES & RELAYS (ENGINE)</p>
<p>17 6730</p>  <p>WINDSHIELD WIPERS</p>					<p>9 6630</p>  <p>RELAYS & UNIT (BODY)</p>
<p>15 6720</p>  <p>WINDSHIELD WASHER</p>					<p>10 6635</p>  <p>DOOR SWITCH & HORNS</p>
<p>15 6704</p>  <p>WIRING HARNESS CLAMPS</p>	<p>14 6703</p>  <p>WIRING HARNESSSES (DOOR, FLOOR/CEILING)</p>	<p>13 6702</p>  <p>WIRING HARNESSSES (DASHBOARD)</p>	<p>12 6701</p>  <p>WIRING HARNESSSES (ENGINE & T/MISSION)</p>	<p>11 6700</p>  <p>WIRING HARNESSSES (FRONT & REAR)</p>	

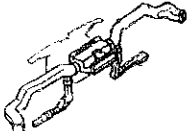


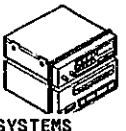
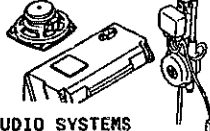
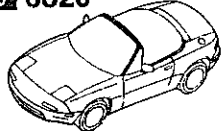
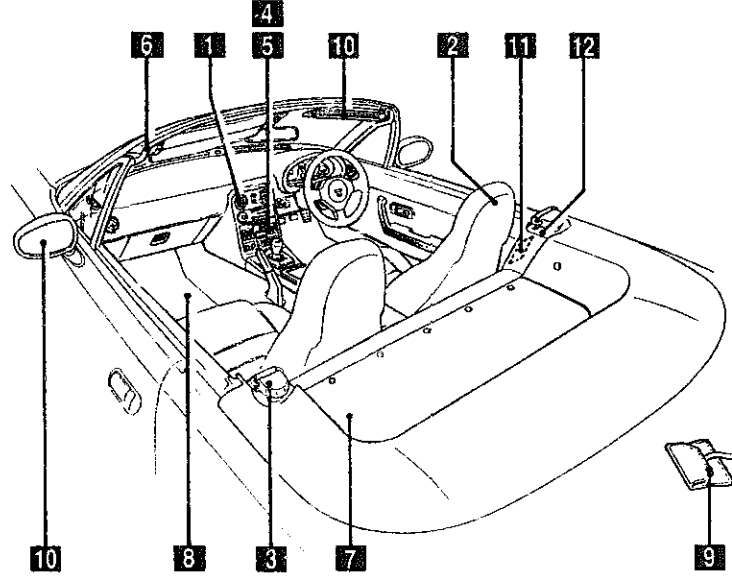

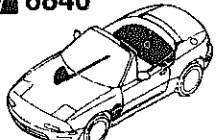
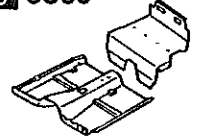

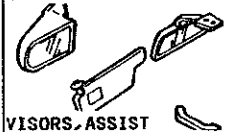

PICTORIAL INDEX

<p>1 5000</p>  <p style="text-align: center;">FRONT BUMPER</p>	<p>2 5010</p>  <p style="text-align: center;">REAR BUMPER</p>	<p>3 5030</p>  <p style="text-align: center;">WINDOW MOULDING & COWL GRILLES</p>	<p>4 5170</p>  <p style="text-align: center;">ORNAMENTS</p>	<p>5 5180</p>  <p style="text-align: center;">REAR FINISHER</p>	<p>6 5230</p>  <p style="text-align: center;">BONNET</p>
<h3 style="margin: 0;">BODY (2/4)</h3> 					
<p>13 6330</p>  <p style="text-align: center;">SUNROOF</p>					<p>7 5260</p>  <p style="text-align: center;">TRUNK LID</p>
<p>14 6300</p>  <p style="text-align: center;">WINDOW GLASSES</p>					<p>8 5310</p>  <p style="text-align: center;">FRONT PANELS</p>
<p>17 5840</p>  <p style="text-align: center;">FRONT DOOR TRIMS & RELATED PARTS</p>					<p>9 5320</p>  <p style="text-align: center;">FENDER & WHEEL APRON PANELS</p>
<p>15 5830</p>  <p style="text-align: center;">FRONT DOOR MECHANISMS</p>	<p>15 5800</p>  <p style="text-align: center;">FRONT DOORS</p>	<p>14 5390</p>  <p style="text-align: center;">FLOOR ATTACHMENTS</p>	<p>13 5380</p>  <p style="text-align: center;">FLOOR ATTACHMENTS (HOLE COVERS)</p>	<p>12 5370</p>  <p style="text-align: center;">FLOOR PANELS</p>	<p>11 5340</p>  <p style="text-align: center;">SIDE PANELS</p>

PICTORIAL INDEX

<p>1 5500</p>  <p>DASHBOARD EQUIPMENTS</p>	<p>2 5520</p>  <p>METER HOOD</p>	<p>3 5530</p>  <p>SPEEDOMETER CABLE</p>	<p>4 5540</p>  <p>METER COMPONENTS</p>	<p>5 5560</p>  <p>DASHBOARD & RELATED PARTS</p>	<p>6 5570</p>  <p>CONSOLE</p>
<h3 style="margin: 0;">BODY (3/4)</h3>					
					
<p>7 5795</p>  <p>AIR BAG</p>					
<p>8</p> <p>6115</p>  <p>6110</p>  <p>6100</p>  <p>6120</p>  <p>HEATER</p>					
<p>9</p> <p>6130</p>  <p>6135</p>  <p>6140</p>  <p>6150</p>  <p>AIR CONDITIONER</p>					
<p>11 6611</p>  <p>COMBINATION SWITCH</p>					
<p>10 6610</p>  <p>DASHBOARD SWITCHES</p>					

PICTORIAL INDEX

1 5580  VENTILATOR	2 5700  SEATS	3 5790  SEAT BELTS	4 6680  AUDIO SYSTEMS (RADIO & TAPE DECK)	5 6682  AUDIO SYSTEMS (ANTENNA & SPEAKER)	6 6820  FRONT HEADER TRIM & PILLAR TRIMS
<h3 style="margin: 0;">BODY (4/4)</h3> 					
<p style="font-size: small;">As this illustration is prepared to be applicable to all models, some parts are different in specifications from parts listed in this parts Catalog.</p>					
				12 7250  QUARTER WINDOW & TRIMS	7 6840  TRIMS & SCUFF PLATES
					8 6860  FLOOR MATS & PADS
					9 6870  SERVICE TOOLS
					10 6900  VISORS, ASSIST HANDLES & MIRRORS
					11 6930  CAUTION PLATES & LABELS

SECTION NAME INDEX (ENGINE)

LO.NO	SEC.NO	SECTION NAME	LO.NO	SEC.NO	SECTION NAME	LO.NO	SEC.NO	SECTION NAME
1-C03	1000	ENGINE & GASKET SETS	1-K09	1950	AUTOMATIC TRANSMISSION MANUAL LINKAGE SYSTEM			
1-E03	1010	CYLINDER HEAD & COVER	1-M09	1960	AUTOMATIC TRANSMISSION GASKET & SEAL KIT			
1-H03	1030	CYLINDER BLOCK						
1-J03	1040	OIL PAN & TIMING COVER						
1-L03	1100	PISTON, CRANKSHAFT & FLYWHEEL						
1-C04	1200	VALVE SYSTEM						
1-S04	1300	INLET MANIFOLD						
1-F04	1310	EXHAUST MANIFOLD						
1-G04	1320	FUEL SYSTEM						
1-T04	1325	FUEL DISTRIBUTOR						
1-J04	1330	AIR CLEANER						
1-L04	1344	THROTTLE BODY						
1-M04	1370	EMISSION CONTROL SYSTEM (INLET SIDE)						
1-C05	1400	OIL PUMP & FILTER						
1-E05	1500	COOLING SYSTEM						
1-H05	1580	BRACKET, PULLEY & BELT						
1-C06	1600	CLUTCH DISC & COVER						
1-D06	1700	MANUAL TRANSMISSION CASE						
1-E06	1710	MANUAL TRANSMISSION GEARS						
1-J06	1720	MANUAL TRANSMISSION CHANGE CONTROL SYSTEM						
1-M06	1800	ENGINE ELECTRICAL SYSTEM						
1-C07	1830	ALTERNATOR						
1-E07	1840	STARTER (MT)						
1-G07	1840 A	STARTER (AT)						
1-I07	1850	BATTERY						
1-J07	1910	AUTOMATIC TRANSMISSION TORQUE CONVERTER, OIL PUMP & PIPINGS						
1-M07	1920	AUTOMATIC TRANSMISSION CASE & MAIN CONTROL SYSTEM						
1-F08	1925	AUTOMATIC TRANSMISSION CONTROL VALVE						
1-M08	1930	AUTOMATIC TRANSMISSION CLUTCHES & PLANETARY GEARS						
1-H09	1940	AUTOMATIC TRANSMISSION GOVERNOR, LOW & REVERSE PISTON						

CATLOG-NO= AUNA05-04

DATE. 1997-07

PAGE. 1

SECTION NAME INDEX (CHASSIS)

LD.NO	SEC.NO	SECTION NAME	LD.NO	SEC.NO	SECTION NAME	LD.NO	SEC.NO	SECTION NAME
1-C11	2505	REAR PROPELLER SHAFT	1-F16	4345	BRAKE MASTER CYLINDER & POWER BRAKE (W/O ANTILOCK BRAKE)			
1-D11	2550	REAR DRIVE SHAFT						
1-F11	2600	REAR AXLE	1-H16	4340 A	BRAKE MASTER CYLINDER & POWER BRAKE (W/ANTILOCK BRAKE)			
1-G11	2610	REAR BRAKE MECHANISMS						
1-J11	2710	REAR DIFFERENTIALS (NORMAL DIFF.)	1-K16	4360	BRAKE PIPINGS (W/O ANTI LOCK BRAKE SYSTEM)			
1-C12	2710 A	REAR DIFFERENTIALS (LIMITED SLIP DIFF.)	1-M16	4360 A	BRAKE PIPINGS (ANTI LOCK BRAKE SYSTEM)			
1-G12	2800	REAR SUSPENSION MECHANISMS	2-C03	4370	ANTILOCK BRAKE SYSTEM			
1-H12	2810	REAR STABILIZER	2-E03	4400	PARKING BRAKE SYSTEM			
1-I12	2830	REAR LOWER ARMS & SUB FRAME	2-G03	4500	FUEL PIPINGS			
1-K12	3200	STEERING WHEEL	2-I03	4600	CHANGE CONTROL SYSTEM (AT)			
1-L12	3210	STEERING COLUMN & SHAFTS						
1-M12	3220	STEERING GEAR (W/O POWER STEERING)						
1-C15	3220 A	STEERING GEAR (W/POWER STEERING)						
1-H13	3240	POWER STEERING SYSTEM						
1-K13	3300	FRONT AXLE (W/O ANTILOCK BRAKE)						
1-L13	3300 A	FRONT AXLE (W/ANTILOCK BRAKE)						
1-M13	3310	FRONT BRAKE MECHANISMS						
1-N13	3400	FRONT SUSPENSION MECHANISMS						
1-E14	3410	CROSSMEMBER & STABILIZER						
1-F14	3700	TIRES & JACK						
1-C15	3900	ENGINE & T/MISSION MOUNTINGS						
1-D15	4000	EXHAUST SYSTEM						
1-F15	4140	MANUAL TRANSMISSION CLUTCH RELEASE & MASTER CYLINDERS						
1-G15	4145	MANUAL TRANSMISSION CLUTCH PIPINGS						
1-H15	4160	ACCELERATOR CONTROL SYSTEM						
1-I15	4200	FUEL TANK						
1-L15	4210	FUEL LID OPENER						
1-M15	4300	MANUAL TRANSMISSION CLUTCH & BRAKE PEDALS						
1-D16	4300A	AUTOMATIC TRANSMISSION BRAKE PEDAL						

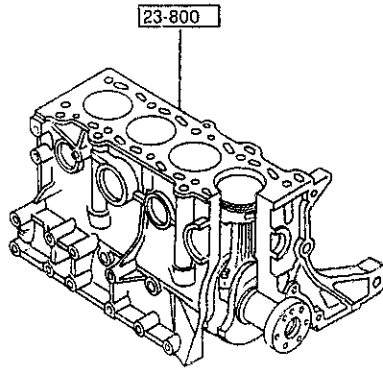
SECTION NAME INDEX (BODY)

LD.NO	SEC.NO	SECTION NAME	LD.NO	SEC.NO	SECTION NAME	LD.NO	SEC.NO	SECTION NAME
2-C05	0900	KEY SETS	2-C14	6100	HEATER	3-D06	6900	SUN VISORS, ASSIST HANDLES & MIRRORS
2-E05	5000	FRONT BUMPER	2-D14	6110	HEATER UNIT COMPONENTS	3-G06	6930	CAUTION PLATES & LABELS
2-H05	5010	REAR BUMPER	2-E14	6115	HEATER CONTROL COMPONENTS	3-I06	7250	QUARTER WINDOW & TRIMS
2-J05	5030	WINDOW MOULDING & COWL GRILLFS	2-G14	6120	HEATER BLOWER COMPONENTS			
2-K05	5100	HEAD LAMPS	2-H14	6130	AIR CONDITIONER			
2-L05	5103	HEAD LAMP RETRACTORS	2-L14	6135	AIR CONDITIONING COOLING PIPE D-RING			
2-C05	5105	FRONT COMBINATION LAMPS	2-M14	6140	AIR CONDITIONING COMPRESSOR COMPONENTS			
2-E06	5110	REAR COMBINATION LAMPS	2-C15	6150	AIR CONDITIONING COOLING UNIT			
2-H06	5120	LICENSE LAMPS	2-D15	6300	WINDOW GLASSES			
2-I06	5125	INTERIOR LAMPS	2-E15	6330	SUN ROOF			
2-J06	5170	ORNAMENTS	2-E16	6600	ENGINE SWITCHES & RELAYS			
2-K06	5180	REAR FINISHER	2-J16	6610	DASHBOARD SWITCHES			
2-L06	5230	BONNET	2-L16	6611	COMBINATION SWITCH			
2-N06	5260	TRUNK LID	2-M16	6630	BODY RELAYS & UNIT			
2-D07	5310	FRONT PANELS	3-C03	6635	DOOR SWITCH & HORNS			
2-E07	5320	FENDER & WHEEL APRON PANELS	3-D03	6640	AUTO CRUISE CONTROL SYSTEM			
2-H07	5330	DASH & COWL PANELS	3-E05	6680	AUDIO SYSTEMS (RADIO & TAPE DECK)			
2-I07	5340	SIDE PANELS	3-K03	6682	AUDIO SYSTEMS (ANTENNA & SPEAKER)			
2-N07	5370	FLOOR PANELS	3-N03	6700	FRONT & REAR WIRING HARNESSSES			
2-E08	5380	FLOOR ATTACHMENTS (HOLE COVERS)	3-F04	6701	ENGINE & TRANSMISSION WIRING HARNESSSES			
2-F08	5390	FLOOR ATTACHMENTS	3-G04	6702	DASHBOARD WIRING HARNESSSES			
2-C09	5500	DASHBOARD EQUIPMENTS	3-H04	6703	DOOR, FLOOR & CEILING WIRING HARNESSSES			
2-F09	5520	METER HOOD	3-I04	6704	WIRING HARNESS CLAMPS			
2-G09	5530	SPEEDOMETER CABLE	3-L04	6720	WINDSHIELD WASHER (W/O ANTI LOCK BRAKE)			
2-H09	5540	METER COMPONENTS	3-N04	6720 A	WINDSHIELD WASHER (W/ANTI LOCK BRAKE)			
2-K09	5560	DASHBOARD & RELATED PARTS	3-E05	6730	WINDSHIELD WIPERS			
2-N09	5570	CONSOLE	3-G05	6740	WIPER MOTOR COMPONENTS			
2-E10	5580	VENTILATOR	3-H05	6820	FRONT HEADER TRIM & PILLAR TRIMS			
2-G10	5700	SEATS	3-I05	6840	TRIMS & SCUFF PLATES			
2-I12	5790	SEAT BELTS	3-L05	6860	FLOOR MATS & PADS			
2-J12	5795	AIR BAG	3-C06	6870	SERVICE TOOLS			
2-K12	5800	FRONT DOORS						
2-N12	5830	FRONT DOOR MECHANISMS						
2-F13	5840	FRONT DOOR TRIMS & RELATED PARTS						

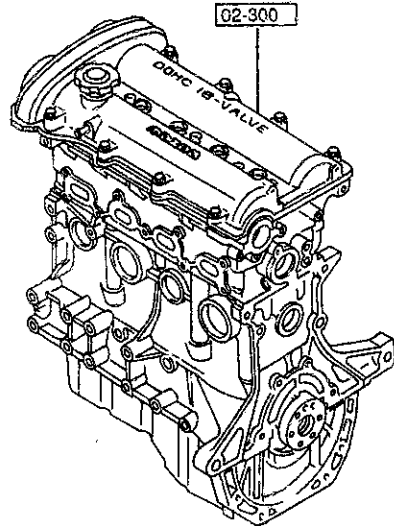
CATLOG-NO= AUNAD5-04

DATE. 1997-07

PAGE. 3



23-800



02-300

AUNA05

10-271S

- 1-SEAL, VALVE.....(8)
- 2-SEAL, VALVE.....(8)
- 3-GASKET, HEAD COVER.....(1)
- 4-GASKET, CYLINDER HEAD.....(1)
- 5-GASKET, OIL PAN.....(1)
- 6-GASKET, OIL PAN.....(1)
- 7-GASKET (L).....(1)
- 8-GASKET (INN), TIMING BELT (L).....(1)
- 9-GASKET (C), TIMING BELT (L).....(1)
- 10-GASKET, T. BELT, COVER-C.....(1)
- 11-RUBBER, SEAL-SEAL PLATE.....(1)
- 12-SEAL, OIL.....(1)
- 13-SEAL, OIL.....(2)
- 14-SEAL, OIL.....(1)
- 15-GASKET, IN. MANIFOLD.....(1)
- 16-GASKET, EX. MANIFOLD.....(1)
- 17-RING, 'O'.....(1)
- 18-GASKET, WATER PUMP.....(1)
- 19-GASKET, W. PUMP INLET.....(1)
- 20-GASKET, THERMOSTAT COVER.....(1)
- 21-RING, 'O'.....(1)

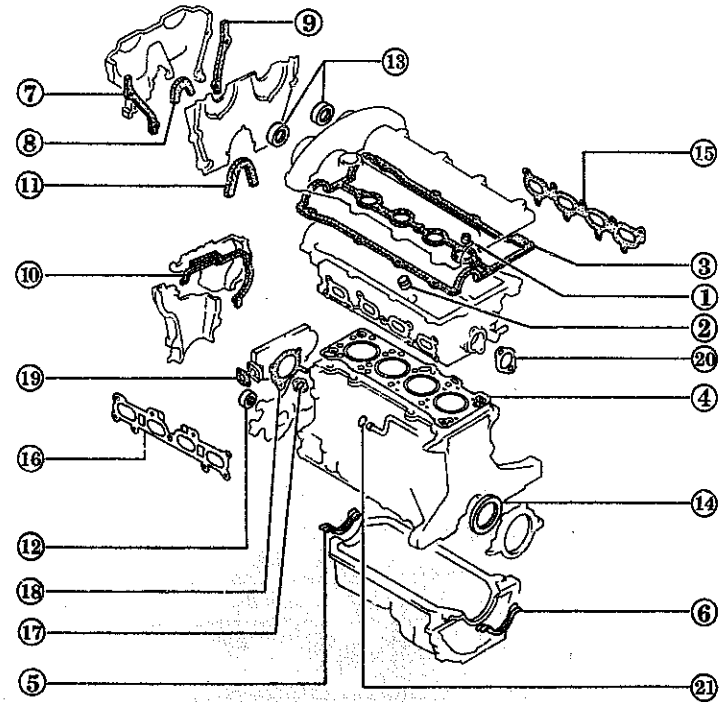


10-235S

- 1-SEAL, VALVE.....(8)
- 2-SEAL, VALVE.....(8)
- 3-GASKET, HEAD COVER.....(1)
- 4-GASKET, CYLINDER HEAD.....(1)
- 12-SEAL, OIL.....(1)
- 13-SEAL, OIL.....(2)
- 15-GASKET, IN. MANIFOLD.....(1)
- 16-GASKET, EX. MANIFOLD.....(1)
- 20-GASKET, THERMOSTAT COVER.....(1)

02-310S

- 15-GASKET, IN. MANIFOLD.....(1)
- 16-GASKET, EX. MANIFOLD.....(1)
- 19-GASKET, W. PUMP INLET.....(1)
- 20-GASKET, THERMOSTAT COVER.....(1)

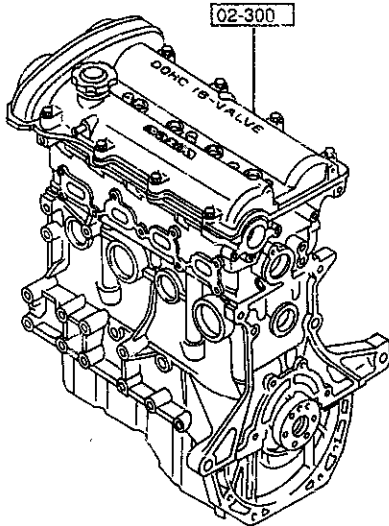
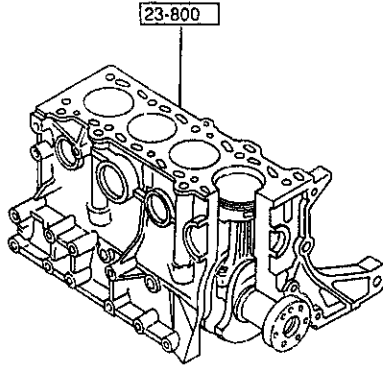


AUNA05

1000 ENGINE & GASKET SETS

(1/2)

1000 -1 * ENGINE & GASKET SETS



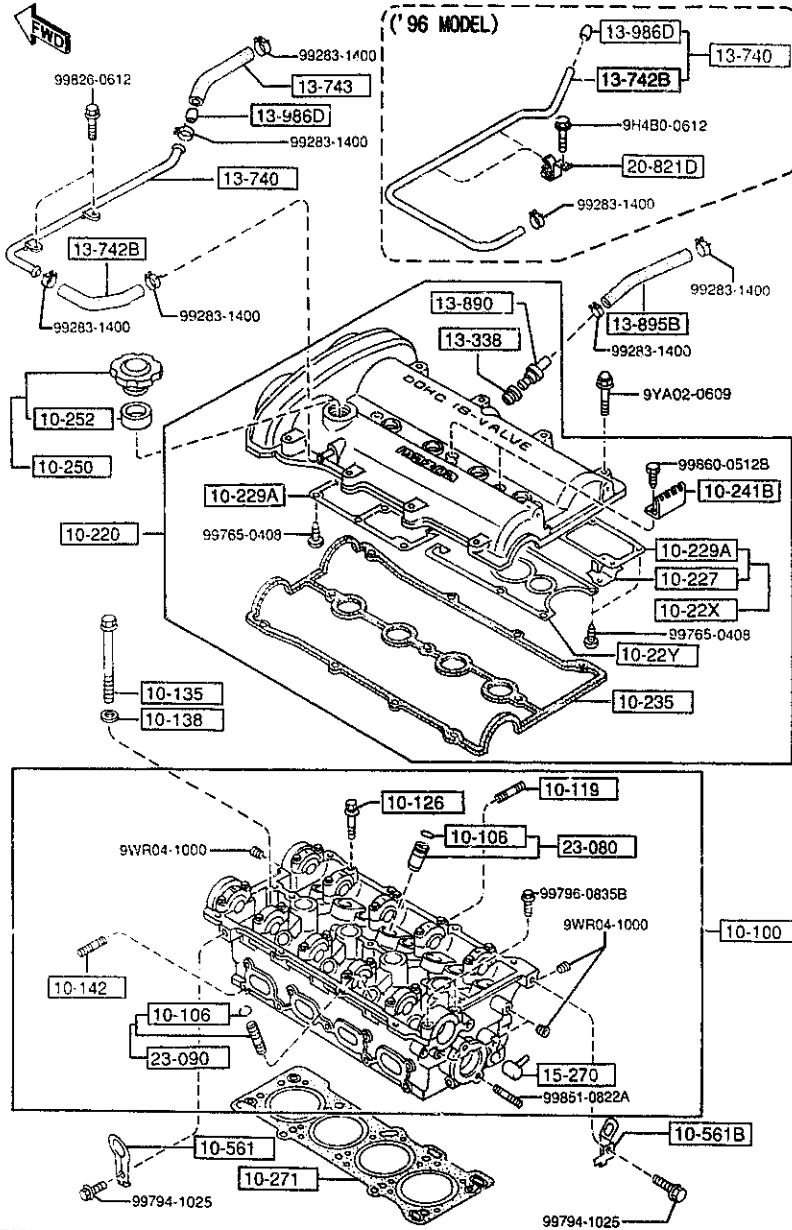
PART NO.	QTY	MODEL/RESTRICTION	MODEL/RESTRICTION	MODEL/RESTRICTION	FROM-TO
02-300		ENGINE, PARTIAL			
BPE8-02-300	1	(*95 MODEL)			
BPS1-02-300	1	(*96 MODEL)			
02-310S		GASKET SET, PARTIAL ENGINE			
*8ABA-02-310	1				
10-235S		GASKET SET, CYL. HEAD			
8AN2-10-235A (*8AN2-10-235A)	1				-5801
*8AN2-10-235A	1				5801-
10-271S		GASKET SET, ENGINE			
8AN2-10-271	1				-4901
8AN2-10-271A (*8AN2-10-271B)	1				4901-5801
8AN2-10-271B	1				5801-
23-800		ENGINE, SHORT			
BPF1-02-200A	1				
4901 NA35* -602618 5801 NA3** -700842					

AUNA05

CAT. AUNA05-04

1997-07

1010 CYLINDER HEAD & COVER



1010 -1 CYLINDER HEAD & COVER

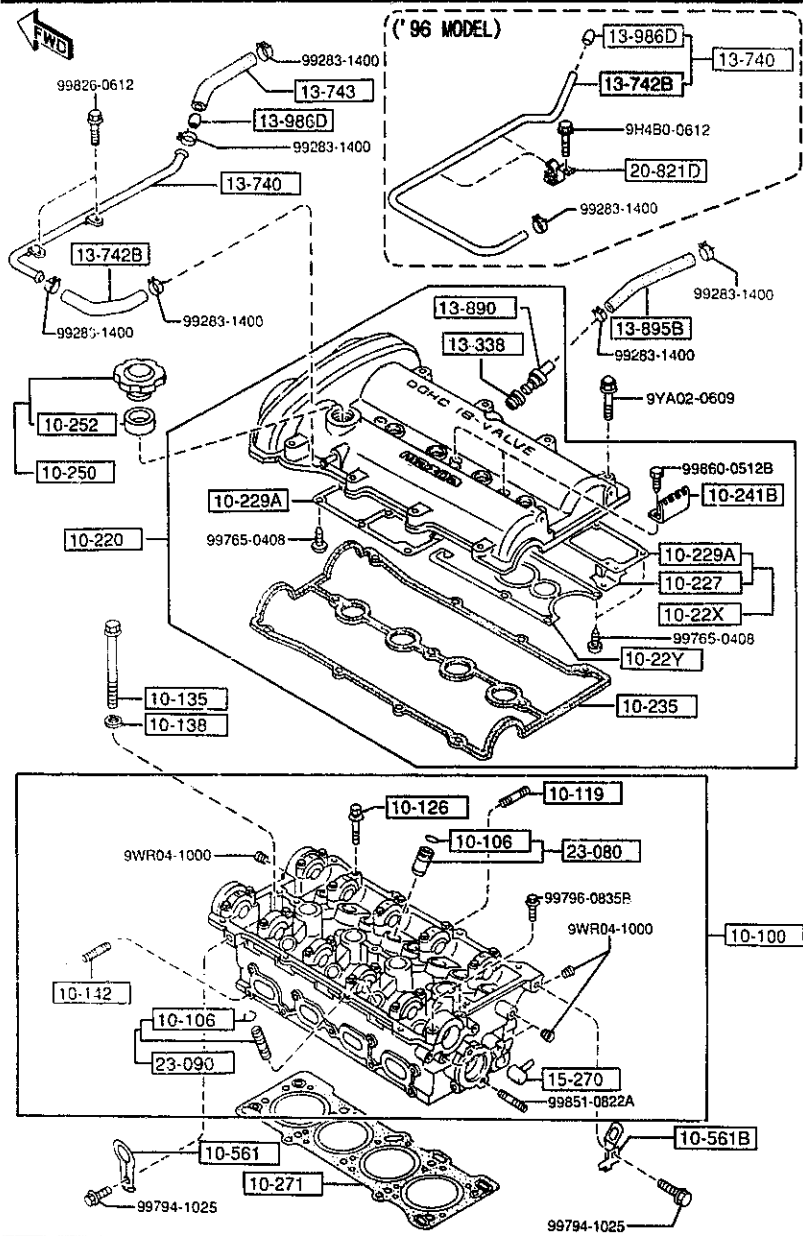
PART NO.	QTY	MODEL/RESTRICTION	MODEL/RESTRICTION	MODEL/RESTRICTION	FROM-TO
10-100	1	HEAD,CYLINDER			
BPL3-10-100A	1				
10-106	16	CLIP,VALVE GUIDE			
B660-10-106	16				
10-119	9	STUD			
FE4J-13-146	9				
10-126	20	BOLT,CAMSHAFT CAP			
B660-10-126	20				
KL02-10-126	20				
10-135	10	BOLT,CYLINDER HEAD			
B660-10-135A	10				
10-139	10	WASHER,PLAIN CYL. HEAD			
B630-10-138A	10				
10-142	9	STUD,EX. MANIFOLD			
B661-10-104	9				
10-22X	1	PLATE,OIL BAFFLE-III. SIDE			
B61P-10-22X	1				
10-22Y	1	PLATE,OIL BAFFLE-EX.			
B657-10-22Y	1				
10-220	1	COVER,CYLINDER HEAD			
BPE8-10-210A	1				
A (BPE8-10-210B)	1				
BPE8-10-210B	1				
AN(BPE8-10-210C)	1				
BPE8-10-210C	1				
10-227	1	PLATE,BAFFLE			
B61P-10-227	1				
10-229A	2	PLATE,OIL BAFFLE			
B657-10-225	2				
4804 NA35*	-606526				
5601 NA35*	-700001				
5801 NA35*	-700842				

AUNA05

CAT. AUNA05-04

1997-07

1010 CYLINDER HEAD & COVER



1010 -2 CYLINDER HEAD & COVER

PART NO.	QTY	MODEL/RESTRICTION	MODEL/RESTRICTION	MODEL/RESTRICTION	FROM-TO
10-235	1	GASKET, HEAD COVER			-5801
BP05-10-235B A (BP05-10-235C)	1				5801-
10-241B	2	PROTECTOR, HT. CORD-S. TANK			-4804
B660-10-241	2				4804-
10-250	1	CAP, OIL FILLER			
0453-10-250A	1				
10-252	1	GASKET			
0324-10-252	1				
10-271	1	GASKET, CYLINDER HEAD NON ASBESTOS			
BP26-10-271	1				
10-561	1	HANGER, ENGINE			
B660-10-561	1				
10-561B	1	HANGER, ENGINE-REAR			
BPE8-10-566A	1				
13-338	1	SEAL, RUBBER			
E301-13-338A	1				
13-740	1	HOSE, VENT.-PURGE CON T. V.			
BPE8-13-74X	1	('95 MODEL)			
BPE8-13-740A	1	('96 MODEL)			
13-742B	1	HOSE, VENTILATION			
*BPE8-13-742	1	('96 MODEL)			
B61P-13-742A	1	('95 MODEL)			
13-743	1	HOSE, VENTILATION			
BPE8-13-743	1	('95 MODEL)			
13-890	1	VALVE, P. C. V.			
BP05-13-890	1				
4102 :A35* -606526					
5801 :A3** -700842					

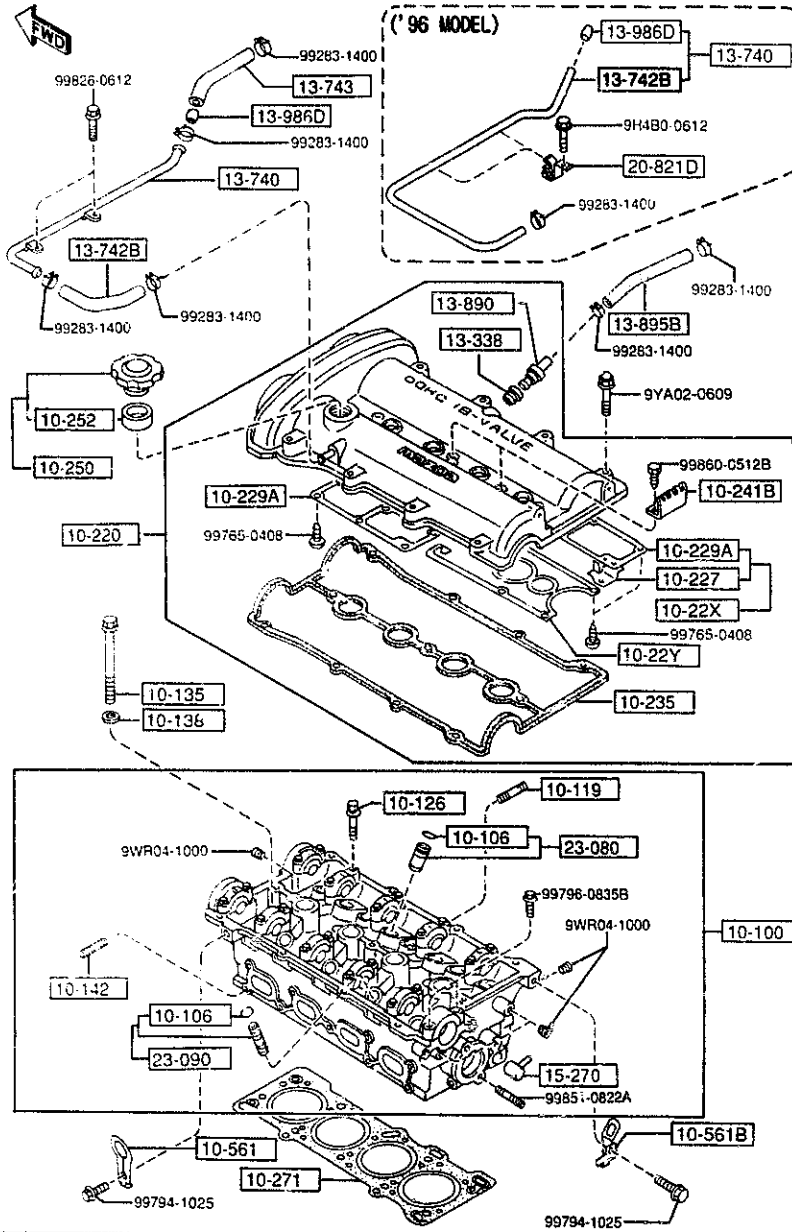
AUNA05

CAT. AUNA05-04

1997-07

1010 CYLINDER HEAD & COVER

1010 -3 * CYLINDER HEAD & COVER



PART NO.	QTY	MODEL/RESTRICTION	MODEL/RESTRICTION	MODEL/RESTRICTION	FROM-TO
13-895B	1	HOSE, P.C.V.			
BPE8-13-895	1				
13-986D	1	ORIFICE			
B61P-13-986	1				-5A02
15-270	1	PIPE, WATER BY PASS			
BPE8-15-270	1				
20-821D	2	CLIP, HOSE			
BPE8-20-820	2				('96 MODEL)
23-080	8	GUIDE, VALVE			
B6Z1-10-280	8				
23-090	8	GUIDE, VALVE			
BPV0-10-290	8				

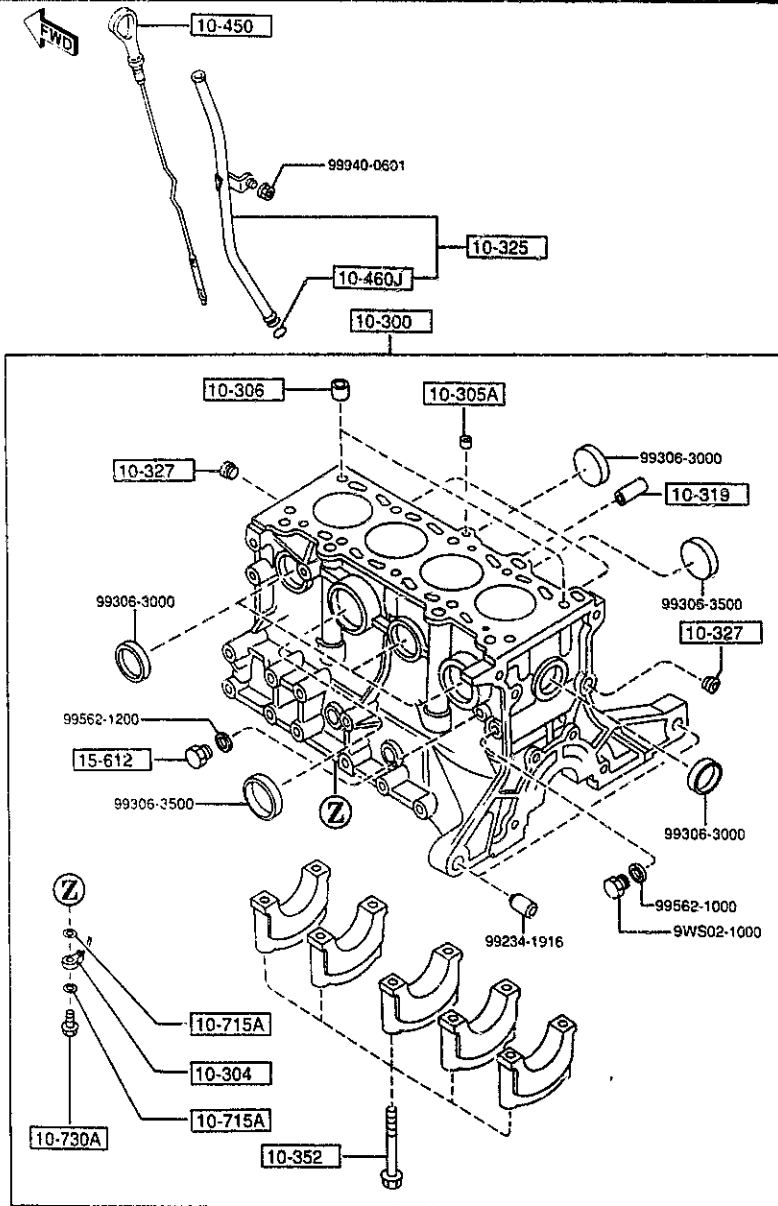
5A02 NA3** -703043

AUNA05

CAT. AUNA05-04

1997-07

1030 CYLINDER BLOCK



1030 -1 CYLINDER BLOCK

PART NO.	QTY	MODEL/RESTRICTION	MODEL/RESTRICTION	MODEL/RESTRICTION	FROM-TO
10-300		BLOCK, CYLINDER			
BP05-10-300M AN(BP05-10-300N)	1				-5712
BP05-10-300N	1				5712-
10-304		JET, OIL			
BP01-10-580 A (BP01-10-580A)	4				-5501
BP01-10-580A	4				5501-
10-305A		PLUG			
B366-10-305	1				
10-306		PIN, TUBULAR			
B630-10-306	2				
10-319		JOINT			
E586-10-319C	1				
10-325		PIPE, OIL LEVEL GAUGE			
BPE8-10-440	1				
10-327		PLUG, BLIND			
0221-10-327	2				
10-352		BOLT, BEARING CAP			
B630-10-352	10				
10-450		GAUGE, OIL LEVEL			
BPE8-10-450	1				
10-460J		RING, 'O'			
99541-00907	1				
10-715A		GASKET, OIL JET			
SE01-10-715	8				-5501
10-730A		VALVE, OIL JET			
SE01-10-730	4				
15-612		PLUG			

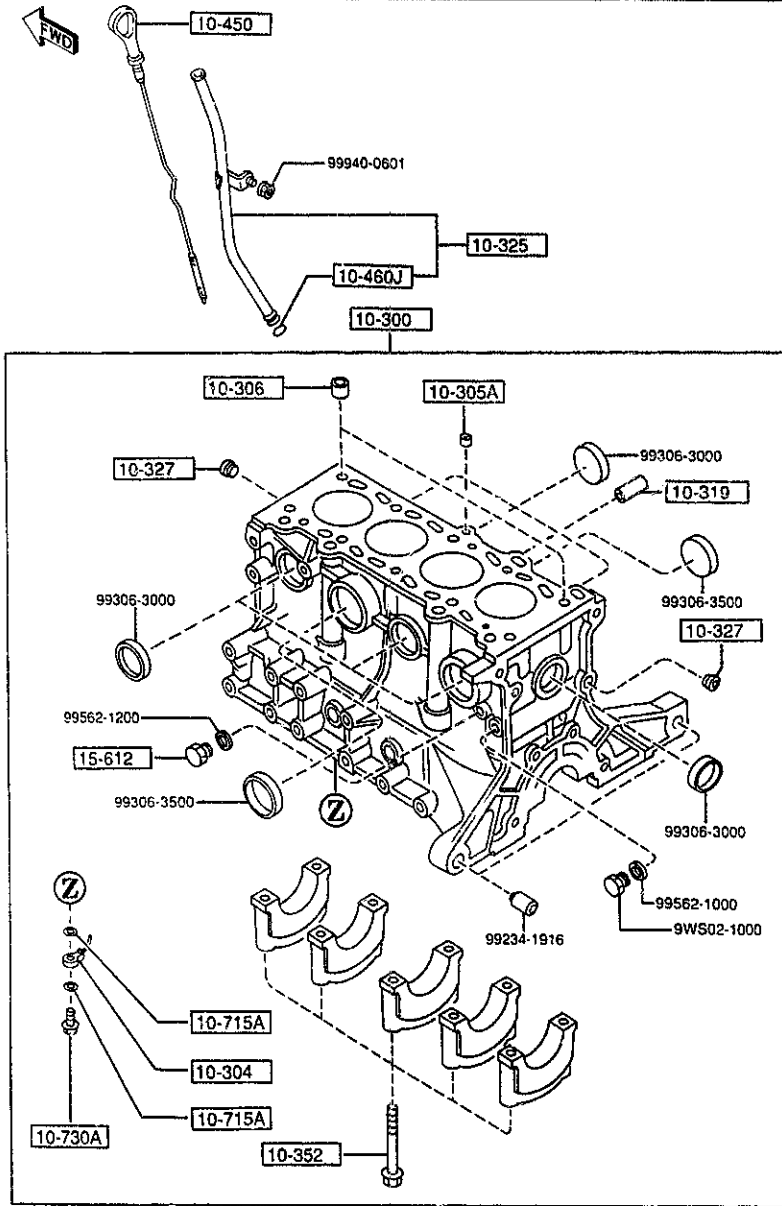
5501 NA35* -620210
5712 NA35* -700295

AUNA05

CAT. AUNA05-04

1997-07

1030 CYLINDER BLOCK



1030 -2 * CYLINDER BLOCK

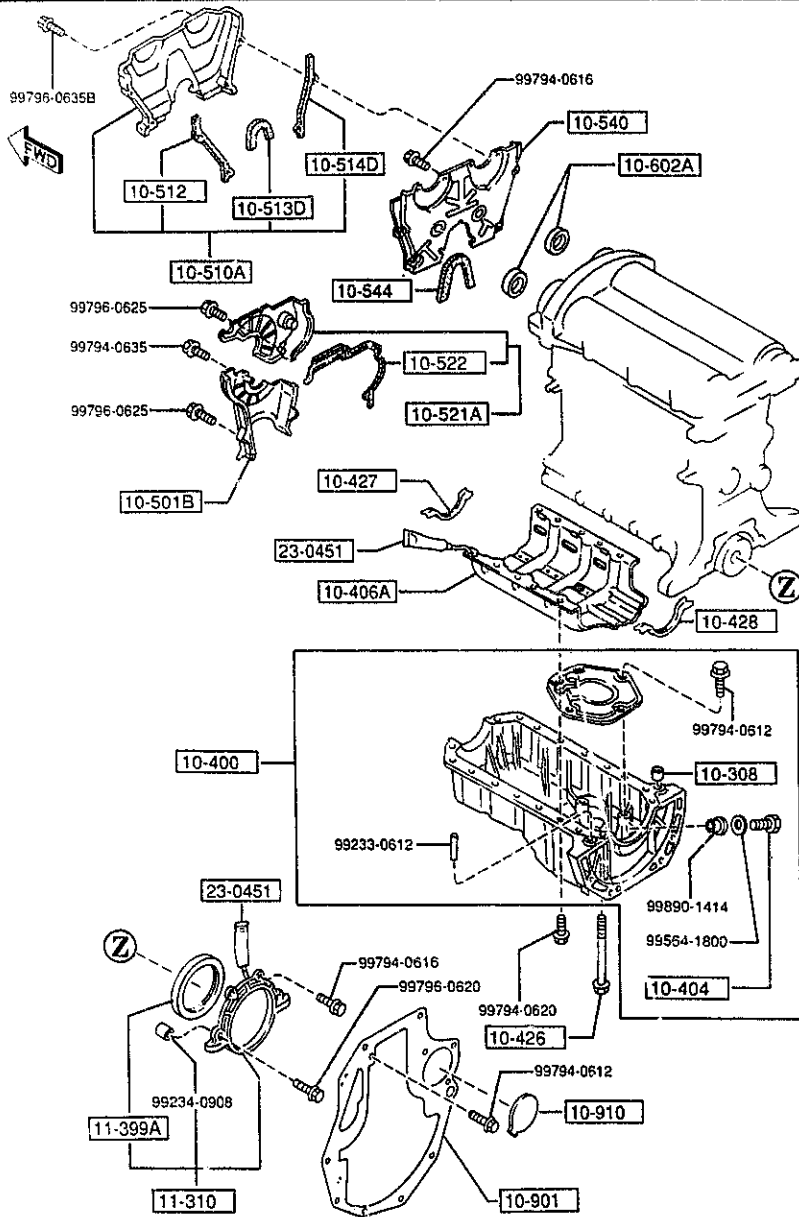
PART NO.	QTY	MODEL/RESTRICTION	MODEL/RESTRICTION	MODEL/RESTRICTION	FROM-TO
CONT'D SE01-15-612	1				-5712
5712 NA3** -700295					

AUNA05

CAT. AUNA05-04

1997-07

1040 OIL PAN & TIMING COVER



1040 -1 OIL PAN & TIMING COVER

PART NO.	QTY	MODEL/RESTRICTION	MODEL/RESTRICTION	MODEL/RESTRICTION	FROM-TO
10-308		PIN,TUBULAR			
B6F4-10-308	1				
10-400		PAN,OIL			
BPE8-10-400A	1				
10-404		PLUG,DRAIN			
B6S7-10-404A	1				
10-406A		PLATE,OIL BAFFLE-CYL BLK			
BPE8-10-40Y	1				
10-426		BOLT			
B6S7-10-465	2				
10-427		GASKET,OIL PAN			
B6F4-10-427	1				
10-428		GASKET,OIL PAN			
B6F4-10-428	1				
10-501B		COVER,TIMING BELT-LW R			
B660-10-501E	1				
10-510A		COVER(UP.),TIMING CH AIN			
B61P-10-510	1				
10-512		GASKET(L) NON ASBESTOS			
B61P-10-512	1				
10-513D		GASKET(INN),TIMING B ELT(L) NON ASBESTOS			
B61P-10-513	1				
10-514D		GASKET(C),TIMING BEL T(L) NON ASBESTOS			
B61P-10-514	1				
10-521A		COVER,TIMING BELT-C.			
B660-10-520B A (B660-10-521B)	1				
4901 NA35* -602618					

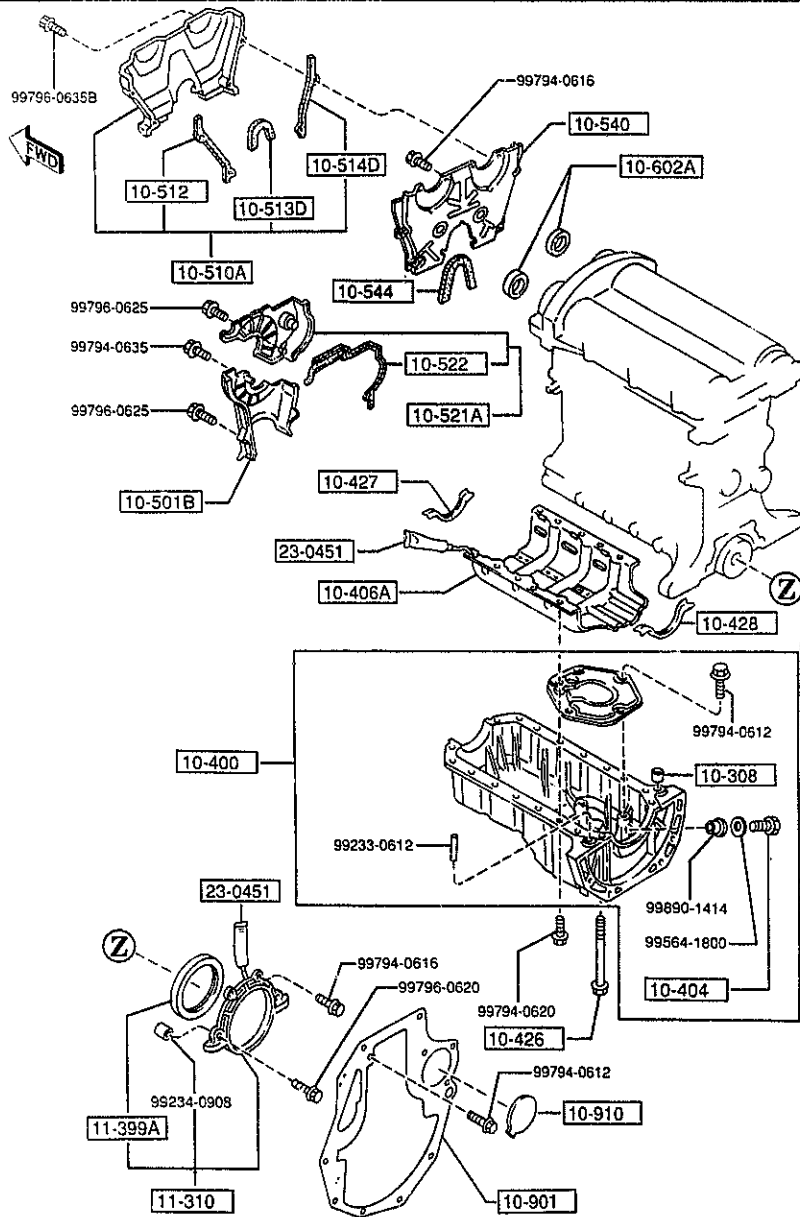
-4901

AUNA05

CAT. AUNA05-04

1997-07

1040 OIL PAN & TIMING COVER



1040 -2 * OIL PAN & TIMING COVER

PART NO.	QTY	MODEL/RESTRICTION	MODEL/RESTRICTION	MODEL/RESTRICTION	FROM-TO
CONT'D B660-10-521B	1				4901-
10-522	1	GASKET,T.BELT COVER-C NON ASBESTOS			-4901
B660-10-522	1				
10-540	1	PLATE,SEAL-T.BELT CO VER U			
B61P-10-540C	1				
10-544	1	RUBBER,SEAL-SEAL PLA TE			
B61P-10-544	1				
10-602A	2	SEAL,OIL			
FS05-10-602A	2				
10-901	1	PLATE,END			
B61P-10-901A	1	(MT)			
B64J-10-901	1	(AT)			
10-910	1	COVER,END PLATE			
B64J-10-903	1	(AT)			
11-310	1	COVER,REAR			
B366-11-310C	1				
11-399A	1	SEAL,OIL-CRANKSHAFT			
BP05-11-312	1				
23-0451	1	TUBE,SILICON			
8527-77-739	1				
4901 NA35* -602618					

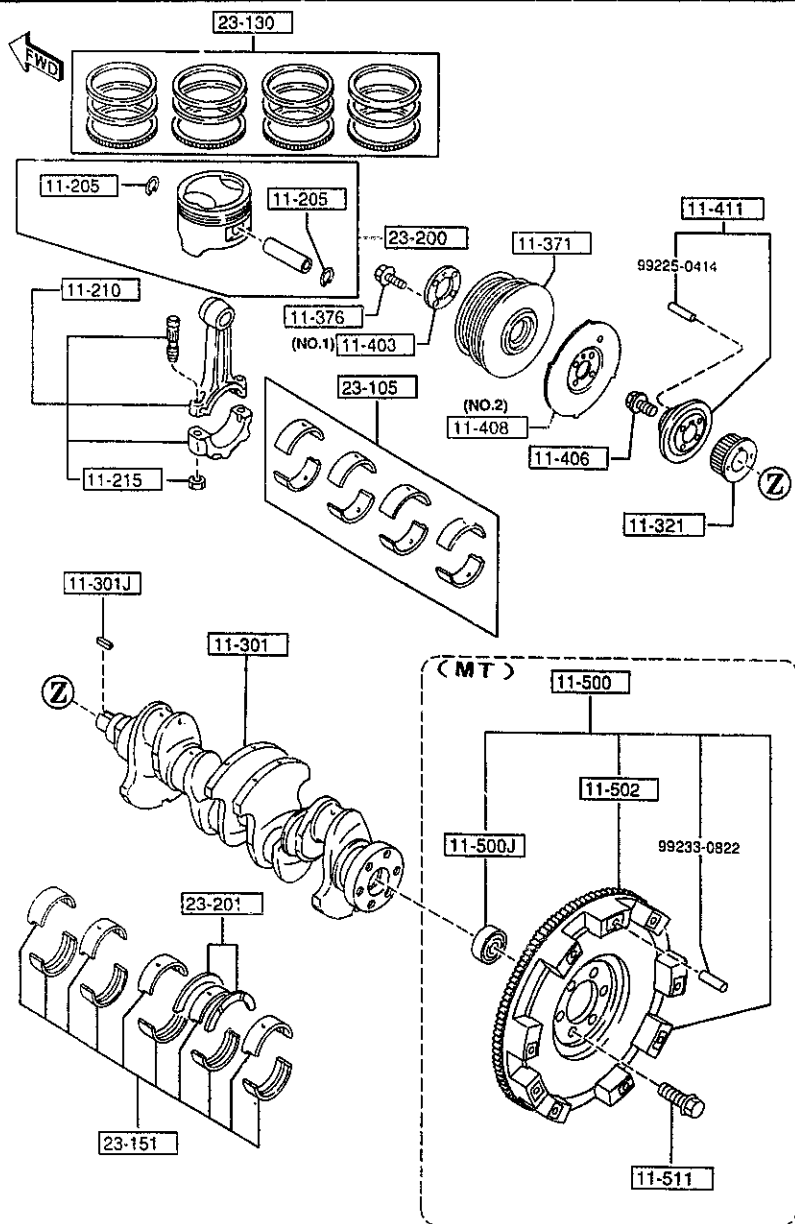
AUNA05

CAT. AUNA05-04

1997-07

1100 PISTON, CRANKSHAFT & FLYWHEEL

1100 -1 PISTON, CRANKSHAFT & FLYWHEEL



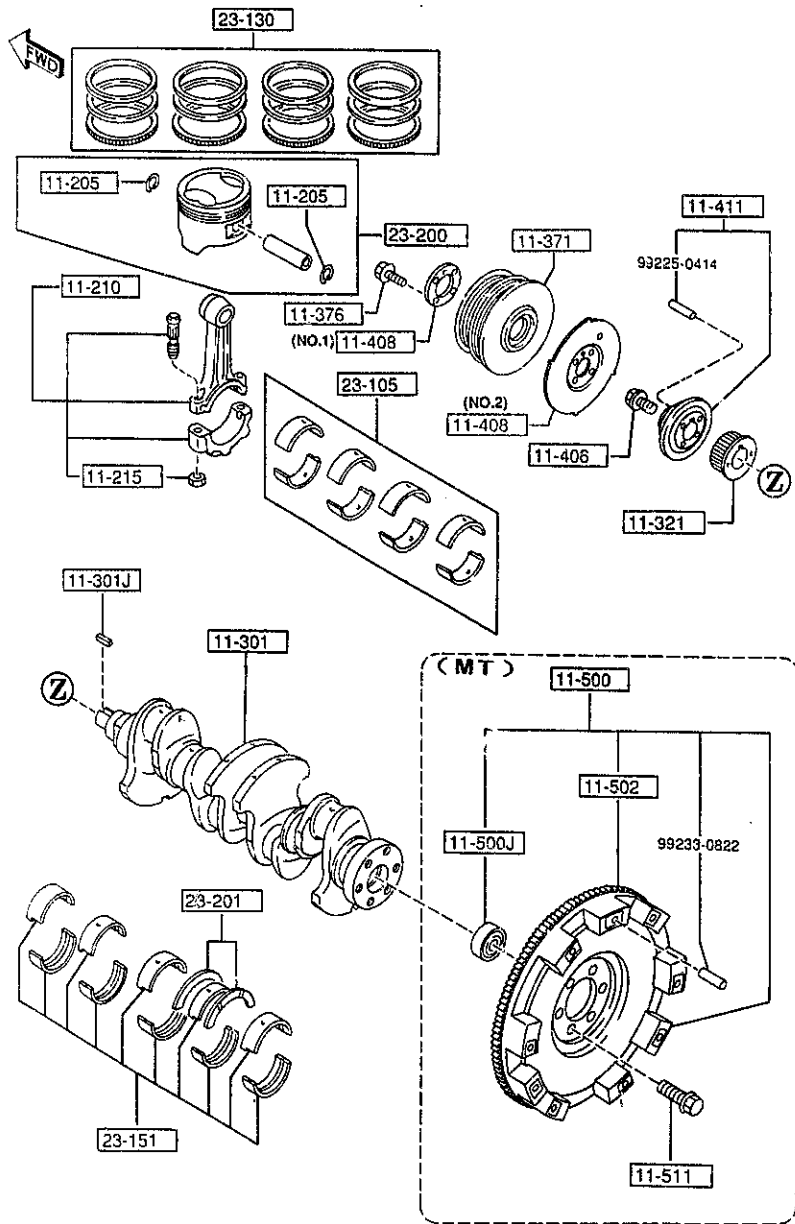
PART NO.	QTY	MODEL/RESTRICTION	MODEL/RESTRICTION	MODEL/RESTRICTION	FROM-TO
11-205		CLIP			
0221-11-205	8				
11-210		ROD,CONNECTING			
B657-11-210E	4				
11-215		NUT,CONNECTING ROD			
B657-11-215A	8				
11-301		CRANKSHAFT			
BP06-11-300C	1				
11-301J		KEY,WOODRUFF-PULLEY			
B3C7-11-317	1				
11-321		PULLEY,TIMING BELT			
B3C7-11-321	1				
11-371		PULLEY,CRANKSHAFT			
BPD3-11-401A	1				
11-376		BOLT,PULLEY			
JF01-11-405	4				
11-406		PLATE,LOCK-C. SHAFT PU			
B3C7-11-406	1				
11-408		PLATE,CRANKSHAFT PULLEY			
B3C7-11-408	1	(ILLUST. NO. 1)			
B6BF-11-408B	1	(ILLUST. NO. 2)			
		(MODEL)			
11-411		BOSS,PULLEY			
B3C7-11-400	1	(*95 MODEL)			
B6BF-11-400A	1	(*96 MODEL)			
11-500		WHEEL,FLY			
BPR7-11-500	1	(MT)			
11-500J		BEARING,BALL-FLY WHEEL			
F801-11-303	1	(MT)			

AUNA05

CAT. AUNA05-04

1997-07

1100 PISTON, CRANKSHAFT & FLYWHEEL



1100 -2 PISTON, CRANKSHAFT & FLYWHEEL

PART NO.	QTY	MODEL/RESTRICTION	MODEL/RESTRICTION	MODEL/RESTRICTION	FROM-TO
11-502	1	GEAR, RING-FLY WHEEL			
B367-11-502	1	YOSHIWA (MT)			
0110-11-502	1	KANDA (MT)			4C01-
11-511	6	BOLT, LOCK-FLYWHEEL			
F201-11-511A	6	(MT)			
23-105		METAL SET, CONN. ROD			
B6Y2-11-SE0	1	STD			-5601
A (B6Y2-11-SE0A)	1				
B6Y2-11-SFX	1	O.S. 0.50			-5601
A (B6Y2-11-SFXA)	1				
B6Y2-11-SFY	1	O.S. 0.75			-5601
A (B6Y2-11-SFYA)	1				
B6Y2-11-SF0	1	O.S. 0.25			-5601
A (B6Y2-11-SF0A)	1				
B6Y2-11-SE0A	1	STD.			5601-
B6Y2-11-SFXA	1	O.S. 0.50			5601-
B6Y2-11-SFYA	1	O.S. 0.75			5601-
B6Y2-11-SF0A	1	O.S. 0.25			5601-
23-130		RING SET, PISTON			
BPY1-11-SC0	1	STD.			
BPY1-11-SDX	1	O.S. 0.50			
BPY1-11-S00	1	O.S. 0.25			
23-151		METAL SET, MAIN BRG.			
B6Y2-11-SG0	1	STD.			
B6Y1-11-SHX	1	O.S. 0.50			
B6Y1-11-SHY	1	O.S. 0.75			
B6Y1-11-SH0	1	O.S. 0.25			
4C01 NA35* -609691 5601 NA3** -700001					

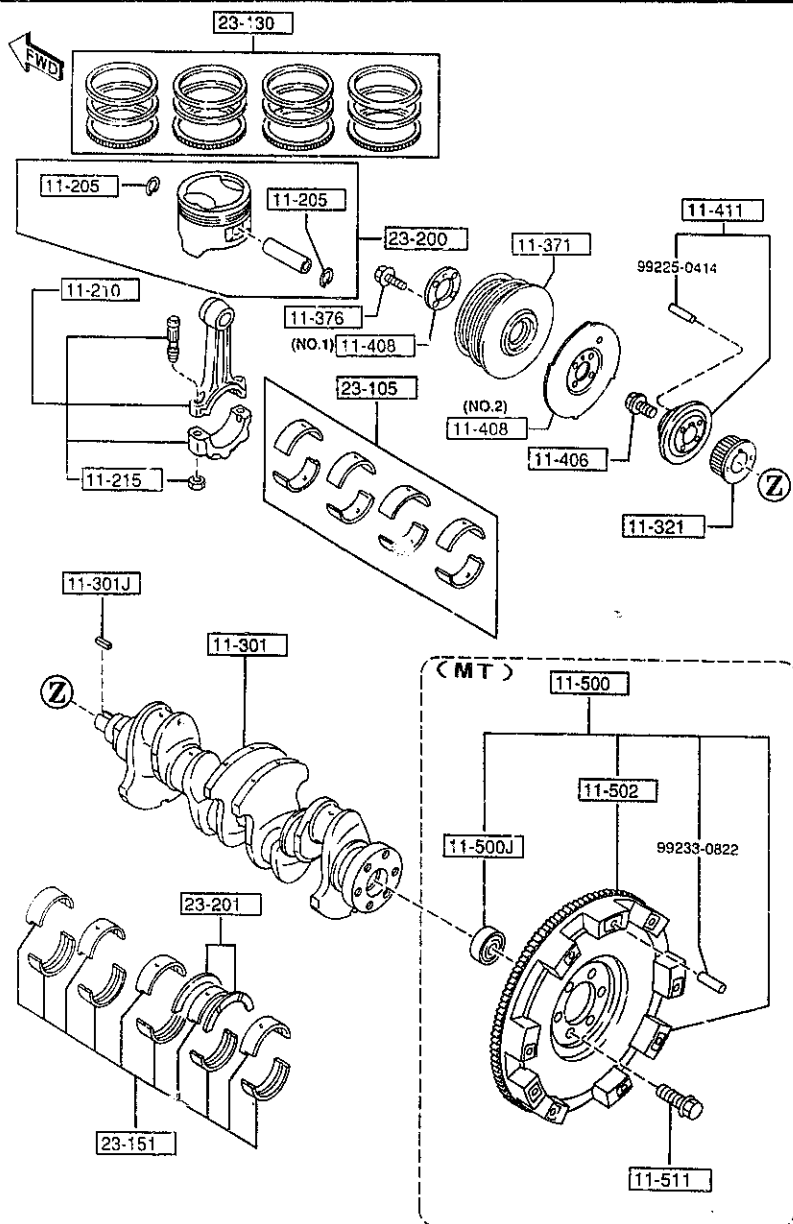
AUNA05

CAT. AUNA05-04

1997-07

1100 PISTON, CRANKSHAFT & FLYWHEEL

1100 -3 * PISTON, CRANKSHAFT & FLYWHEEL



PART NO.	QTY	MODEL/RESTRICTION	MODEL/RESTRICTION	MODEL/RESTRICTION	FROM-TO
23-200		PISTON SET			
BPY1-11-SADA	4	STD.			
BPY1-11-SBXA	4	O.S. 0.50			
BPY1-11-SBOA	4	O.S. 0.25			
23-201		METAL SET, THRUST			
B6Y1-11-SJ0	1	STD.			
B6Y1-11-SKX	1	O.S. 0.50			
B6Y1-11-SKY	1	O.S. 0.75			
B6Y1-11-SK0	1	O.S. 0.25			

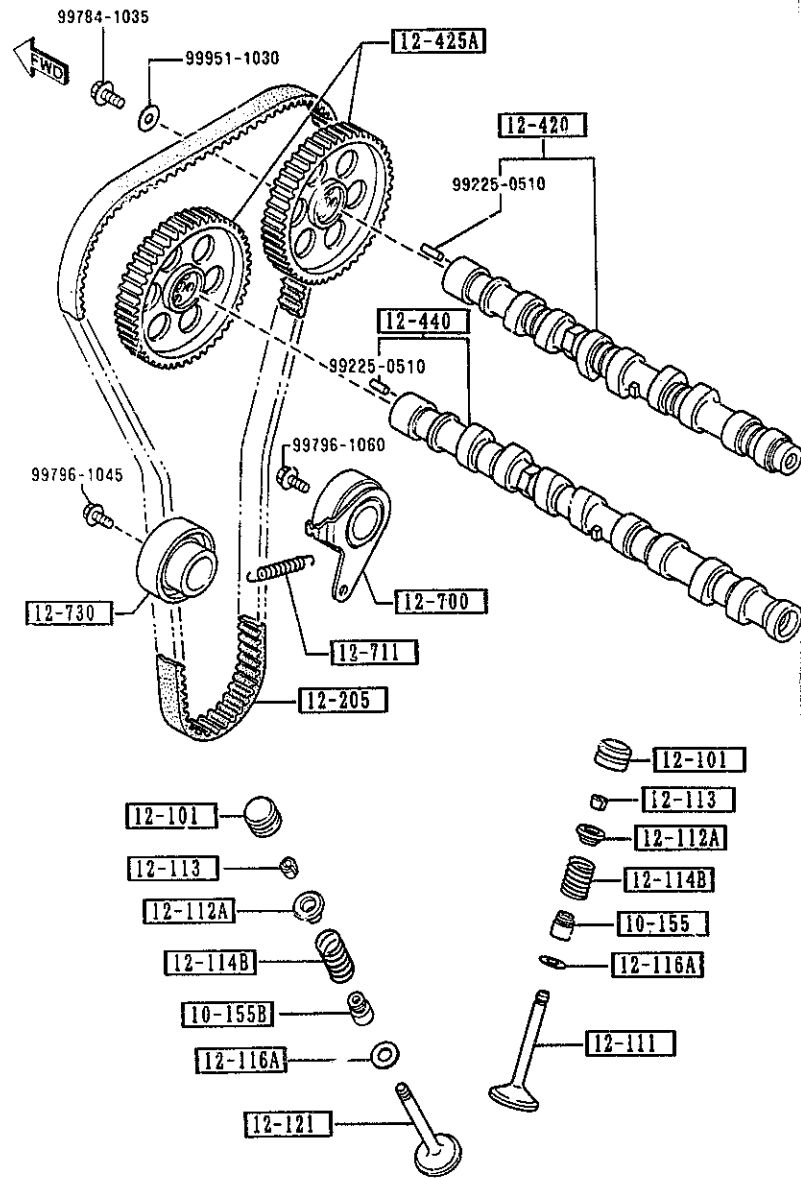
AUNA05

CAT. AUNA05-04

1997-07

1200 -1 VALVE SYSTEM

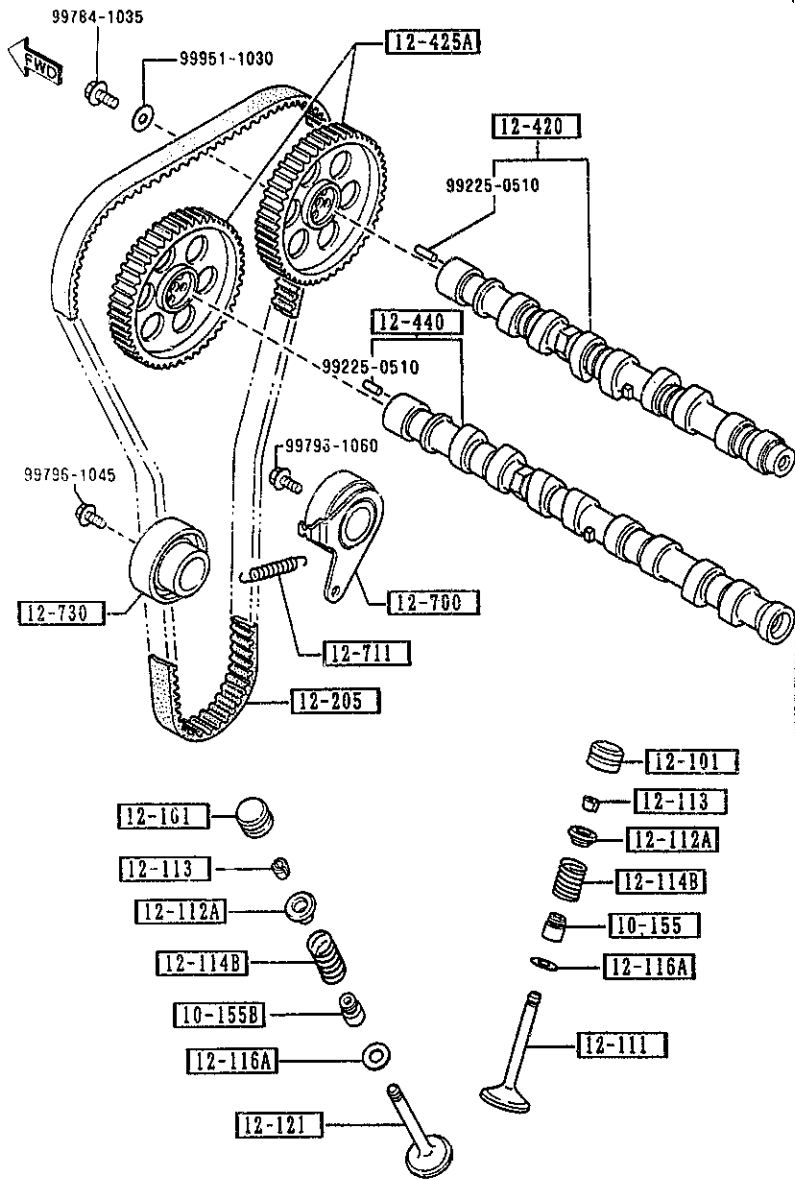
1200 VALVE SYSTEM



PART NO.	QTY	MODEL/RESTRICTION	MODEL/RESTRICTION	MODEL/RESTRICTION	FROM-TO
10-155		SEAL, VALVE			
KL01-10-155	8	NOK			
10-155B		SEAL, VALVE			
KL02-10-155	8	NOK			
12-101		ADJUSTER, HYDRAULIC LASH			
KL01-12-101B	16	NITTAN VALVE			
12-111		VALVE, INLET			
BP05-12-111	8	NITTAN VALVE			-5901
BP06-12-111		FUJI VALVE			-5A01
A (BP05-12-111)	8	NITTAN VALVE			5901-
BP1B-12-111	8	NITTAN VALVE			5A01-
BP06-12-111A	8	FUJI VALVE			
12-112A		SEAT, VALVE SPG-UP.			-5606
BP05-12-113	16				5606-
B6BF-12-113	16				
12-113		COTTER, VALVE-IN.			-5606
FESN-12-114	32				5606-
FS01-12-114	32				
12-114B		SPRING, VALVE			
BP05-12-125	16				
12-116A		SEAT, VALVE SPG.-LWR			
B660-12-123A	16				
12-121		VALVE, EXHAUST			
BP05-12-121A	8				
12-205		BELT, TIMING			
B6S7-12-205C		UNITTA			-5C01
AN(B6S7-12-205D)	1				
B6S7-12-205D		UNITTA			
5606 NAS** -700001 5901 NAS** -702989 5A01 NAS** -703035 5C01 NAS** -706448					

1200 -2 * VALVE SYSTEM

1200 VALVE SYSTEM

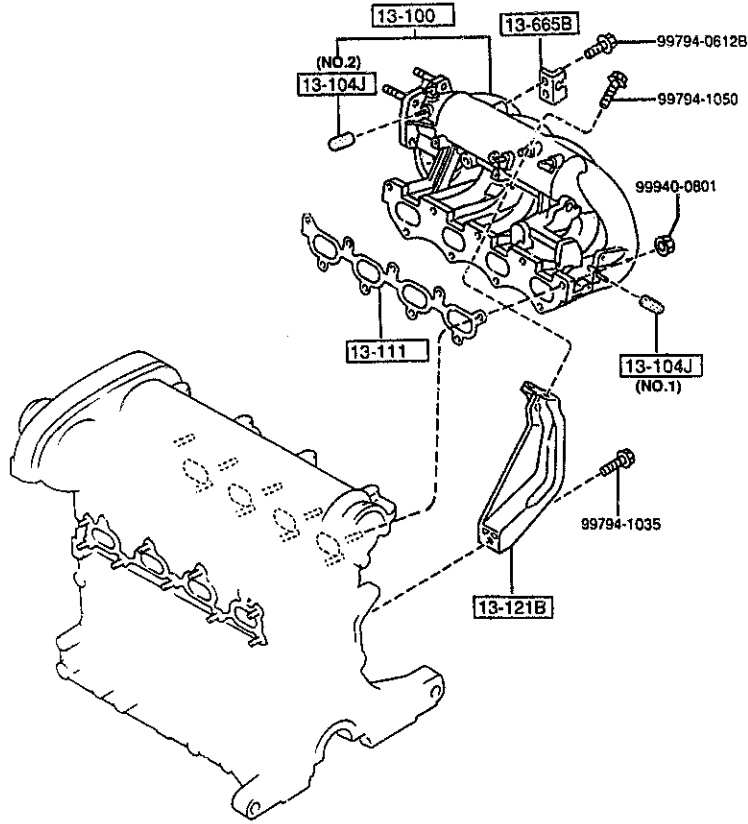


PART NO.	QTY	MODEL/RESTRICTION	MODEL/RESTRICTION	MODEL/RESTRICTION	FROM-TO
CONT'D	1				5C01-
12-420	1	CAMSHAFT			
BP05-12-420E	1				
12-425A	2	PULLEY, CAMSHAFT			
B6S7-12-425A	2				
12-440	1	CAMSHAFT, EXHAUST			
BP06-12-440C	1				
12-700	1	TENSIONER, TIMING BELT			
B660-12-700E	1				
12-711	1	SPRING, TENSIONER			
B660-12-711C	1				
12-730	1	IDLER, TIMING BELT			
B660-12-730C	1				

5C01 NA3** -706448

1300 INLET MANIFOLD

1300 -1 * INLET MANIFOLD



PART NO.	QTY	MODEL/RESTRICTION	MODEL/RESTRICTION	MODEL/RESTRICTION	FROM-TO
13-100		MANIFOLD, INLET			
BPE8-13-100C	1				-5201
BPE8-13-100D	1				5201-
13-104J		CAP, BLIND			
F8L7-13-104	1	(ILLUST. NO. 1) (MT)			
1010-13-104	1	(ILLUST. NO. 2)			
13-111		GASKET, IN. MANIFOLD			
BP05-13-111	1	NON ASBESTOS			
13-121B		STAY, MANIFOLD			
BPE8-13-121	1				
13-665B		BRACKET, ACCEL WIRE			
BPR5-13-665	1				

5201 NA35* -614195

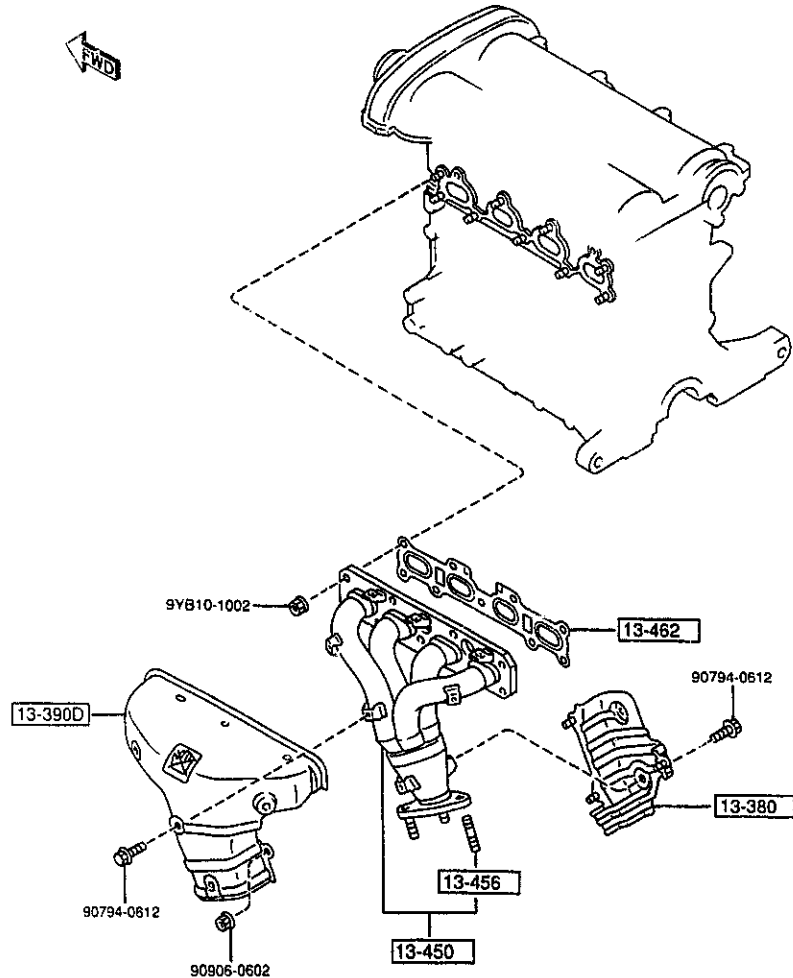
AUNA05

CAT. AUNA05-04

1997-07

1310 EXHAUST MANIFOLD

1310 -1 * EXHAUST MANIFOLD



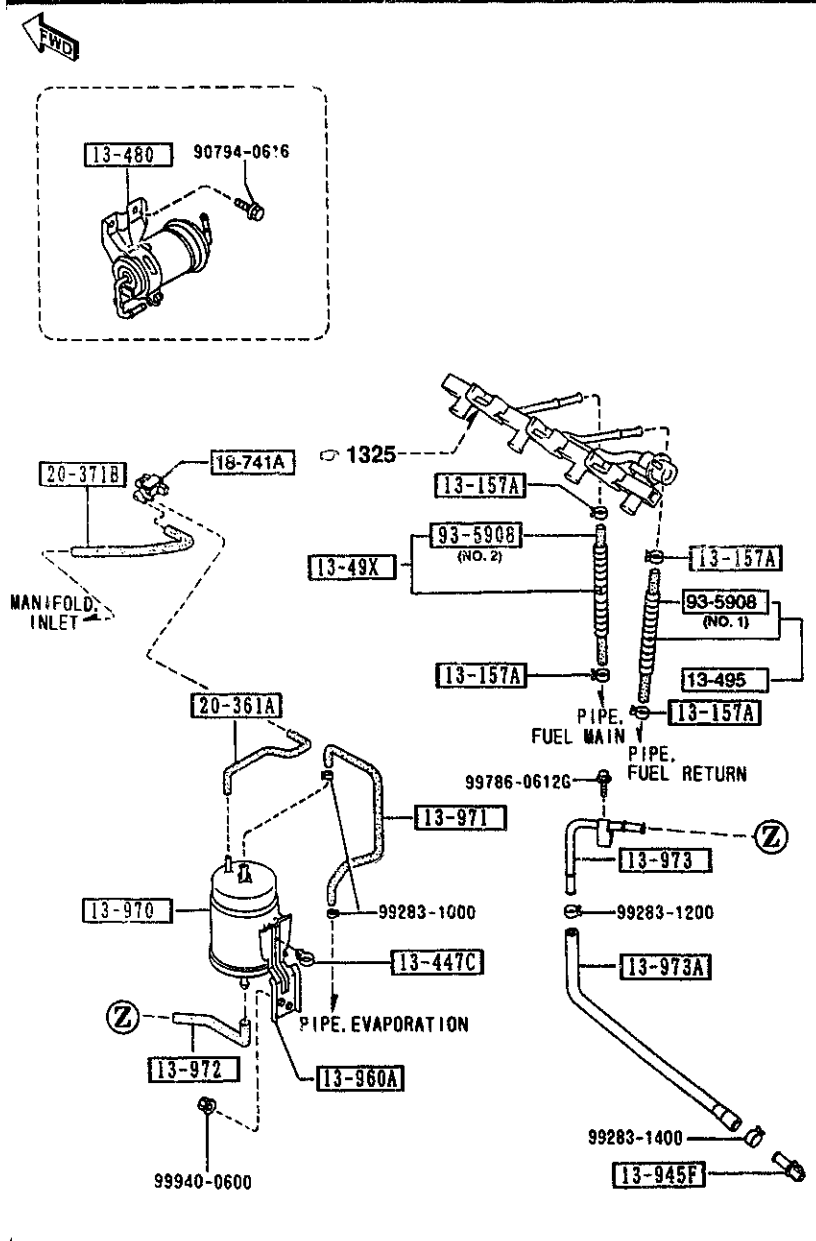
PART NO.	QTY	MODEL/RESTRICTION	MODEL/RESTRICTION	MODEL/RESTRICTION	FROM-TO
13-380 BPE8-13-380A	1	INSULATOR,HEAT			
13-390D BPE8-13-39C	1	INSULATOR,EX.MANIFOLD			
13-450 BPE8-13-450	1	MANIFOLD,EXHAUST			
13-456 2306-13-456	3	STUD			
13-462 BP05-13-460	1	GASKET,EX.MANIFOLD NON ASBESTOS			

AUNA05

CAT. AUNA05-04

1997-07

1320 FUEL SYSTEM



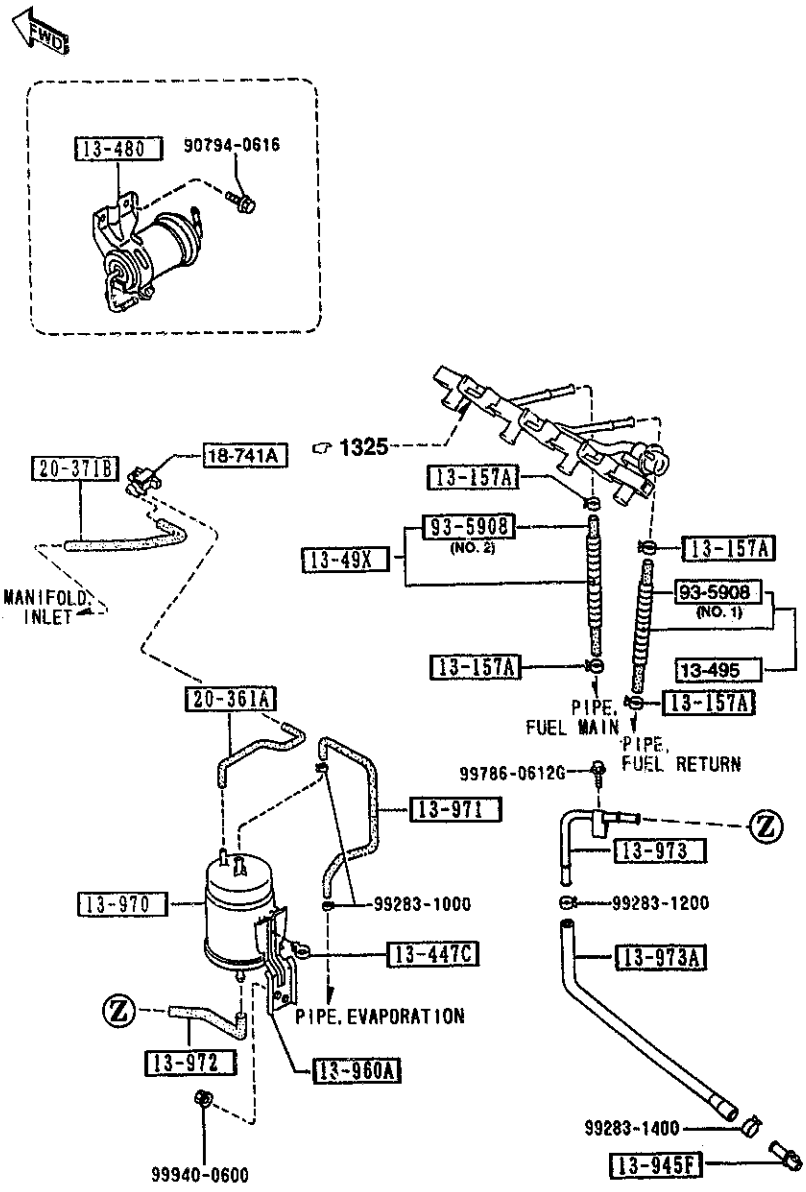
PART NO.	QTY	MODEL/RESTRICTION	MODEL/RESTRICTION	MODEL/RESTRICTION	FROM-TO
13-157A		CLIP			
8574-13-157	4				
13-447C		CLAMP, HOSE			
B61P-13-447	1				
13-480		FILTER, FUEL			
B61P-20-490	1				
13-49X		HOSE, FUEL-EGI			
BPE8-13-49X	1				
13-495		HOSE, FUEL			
BPE8-13-495	1				
13-945F		CONNECTOR			
JE16-13-298	1				
13-960A		BRACKET, CANISTER			
B61P-13-960	1				
13-970		CANISTER			
JE16-13-970A	1				
13-971		HOSE, VENTILATION			
B6CA-13-971	1				
13-972		HOSE, EVAPORATION			
B6CA-13-972	1				
13-973		HOSE, DRAIN			
B61P-13-973A	1				
13-973A		HOSE, EVAPORATION			
B61P-13-973A	1				
18-741A		VALVE, THREE WAY			
JE16-18-741	1	NIHON OIL SEAL			
20-361A		TUBE, VACUUM			

AUNA05

CAT. AUNA05-04

1997-07

1320 FUEL SYSTEM

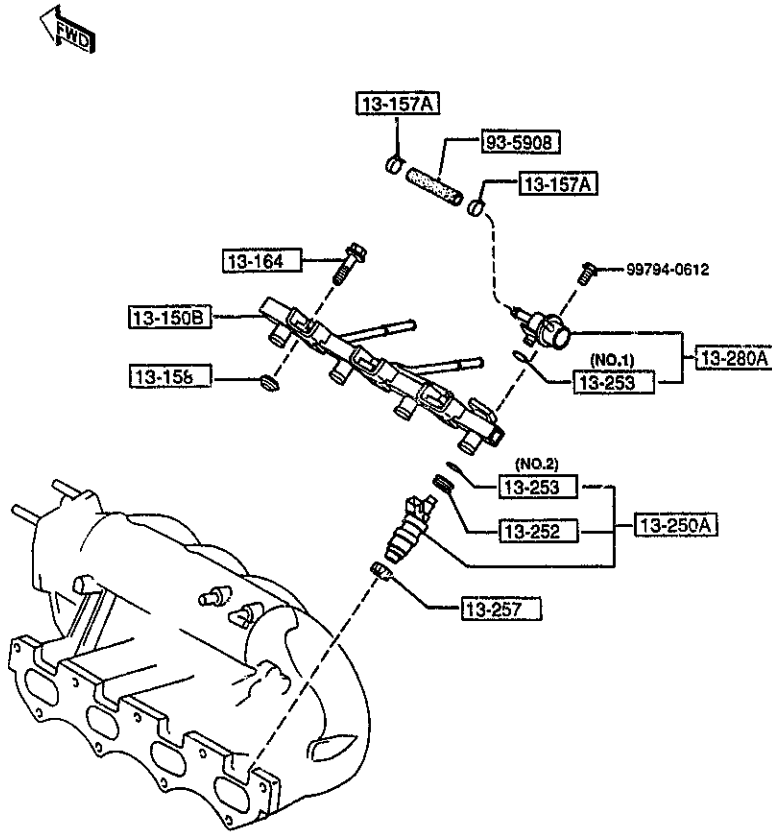


1320 -2 * FUEL SYSTEM

PART NO.	QTY	MODEL/RESTRICTION	MODEL/RESTRICTION	MODEL/RESTRICTION	FROM-TO
CONT'D					
B61P-20-361	1				
20-371B		TUBE, VACUUM			
BPEB-20-371	1				
93-5908		HOSE			
*99359-0830M	1	(ILLUST. NO.1)			
99359-0834	1	(ILLUST. NO.2)			

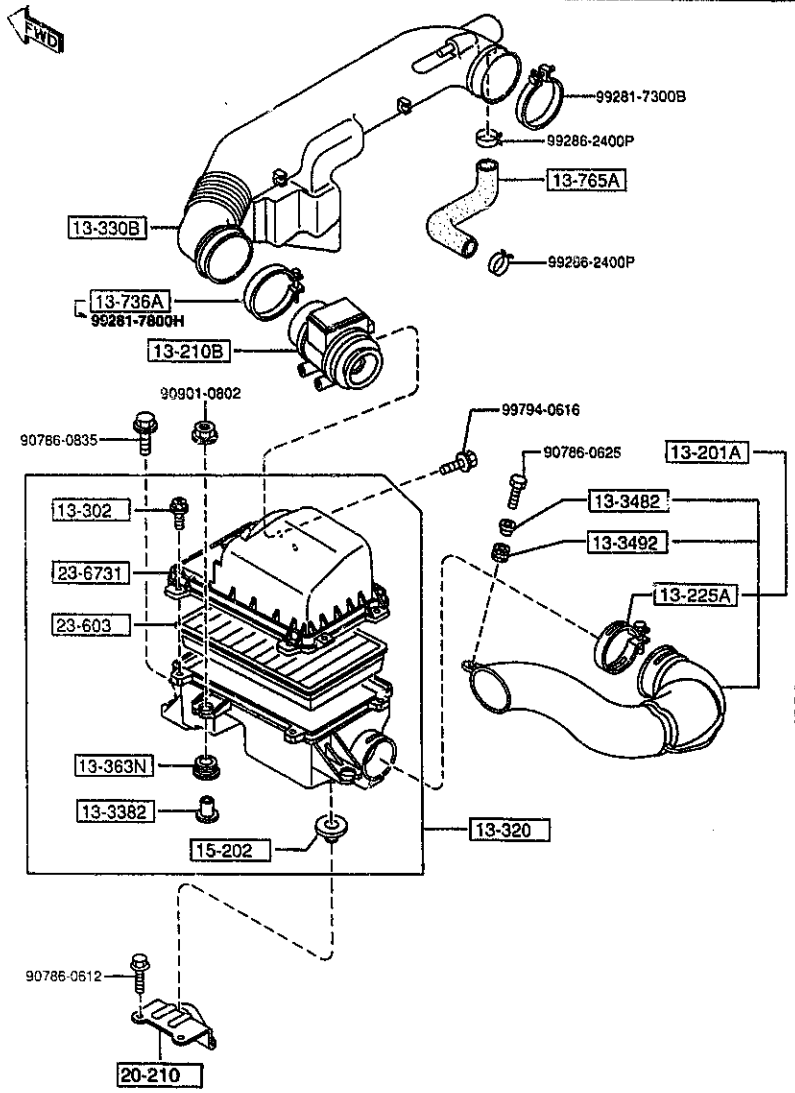
1325 FUEL DISTRIBUTOR

1325 -1 * FUEL DISTRIBUTOR



PART NO.	QTY	MODEL/RESTRICTION	MODEL/RESTRICTION	MODEL/RESTRICTION	FROM-TO
13-150B		DISTRIBUTOR, FUEL			
BPE8-13-150	1				
13-157A		CLIP			
8574-13-157	2				
13-158		INSULATOR, FUEL DIST.			
B675-13-158	3				
13-164		BOLT, FUEL DISTRIBUTOR			
F883-13-164	3				
13-250A		INJECTION, FUEL-M.P.E. LECT.			
BP06-13-250	4				
13-252		GROMMET			
8574-13-252	4				
13-253		RING, 'O'			
G601-13-253	1 (ILLUST. NO.1)				
8574-13-253	4 (ILLUST. NO.2)				
13-257		INSULATOR, INJECTION			
JE06-13-257	4				
13-280A		PRESSURE RG., FUEL			
KJ01-13-280	1				
93-5908		HOSE			
99359-0809	1				

1330 AIR CLEANER



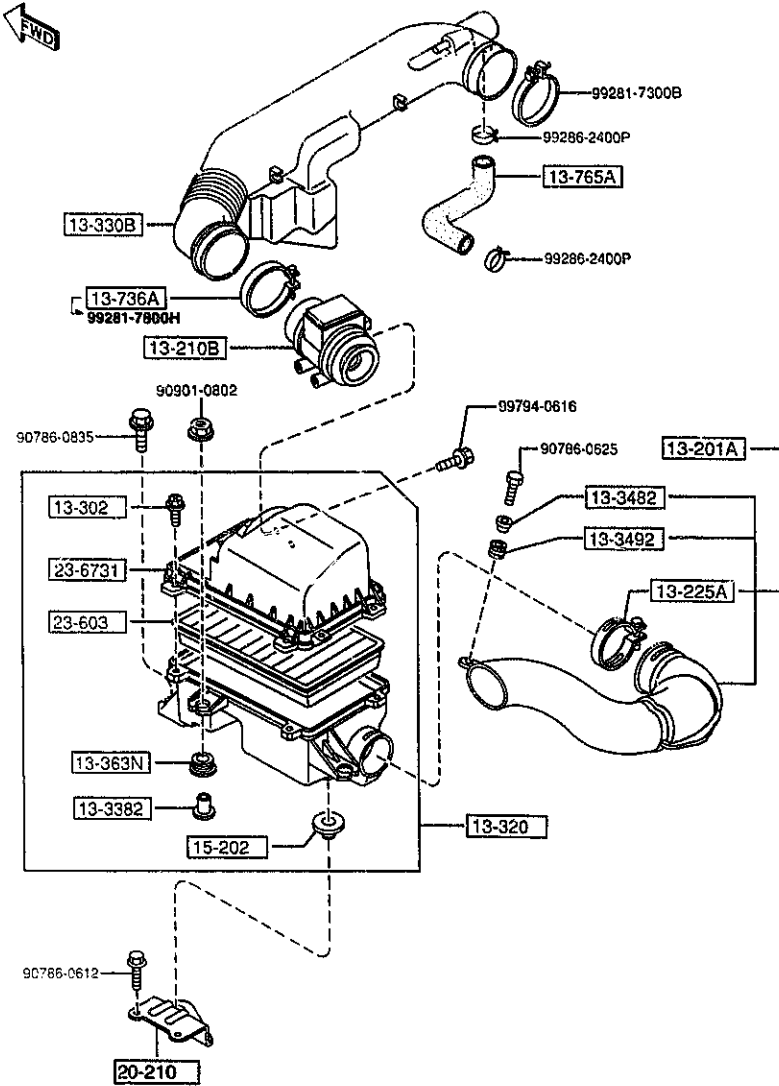
1330 -1 AIR CLEANER

PART NO.	QTY	MODEL/RESTRICTION	MODEL/RESTRICTION	MODEL/RESTRICTION	FROM-TO
13-201A		DUCT, FRESH AIR			
BPE8-13-200	1				
13-210B		SENSOR, AIR FLOW			
B68F-13-215	1				
13-225A		CLAMP, HOSE			
B61P-13-735	1				
13-302		BOLT, AIR CLEANER			
F201-13-302A	4				
13-320		CLEANER, AIR			
BPE8-13-320	1				
13-330B		PIPE, AIR INTAKE			
BPE8-13-331A	1				-6118
A (BPE8-13-331B)					
*BPE8-13-331B	1				6118-
13-3382		SPACER			
FE51-13-329	3				
13-3482		SPACER, AIR INT. PIPE			
SLA1-13-321	1				
13-3492		INSULATOR			
S501-13-349	1				
13-363N		RUBBER, MOUNTING			
FE51-13-363	3				
13-736A		CLAMP, HOSE-A. I. P. /A. CLNR			
KL01-13-735	1				-5201
13-765A		HOSE, AIR			
BPE8-13-765A	1				
15-202		RUBBER, MOUNT			
B61P-13-266	1				

5201 NA35* -614193
6118 NA3** -709962

1330 AIR CLEANER

1330 -2 * AIR CLEANER



PART NO.	QTY	MODEL/RESTRICTION	MODEL/RESTRICTION	MODEL/RESTRICTION	FROM-TO
20-210		BRACKET, AIR CLEANER			
B61P-20-211	1				
23-603		ELEMENT, AIR CLEANER			
B6S7-13-240	1				
23-6731		COVER, AIR CLEANER			
BPEB-13-Z01	1				

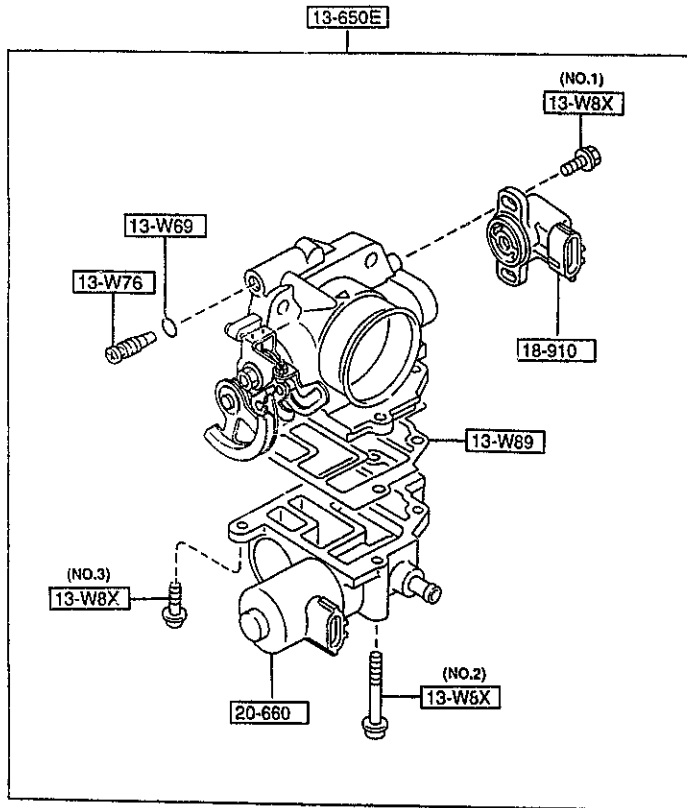
AUNA05

CAT. AUNA05-04

1997-07

1364 THROTTLE BODY

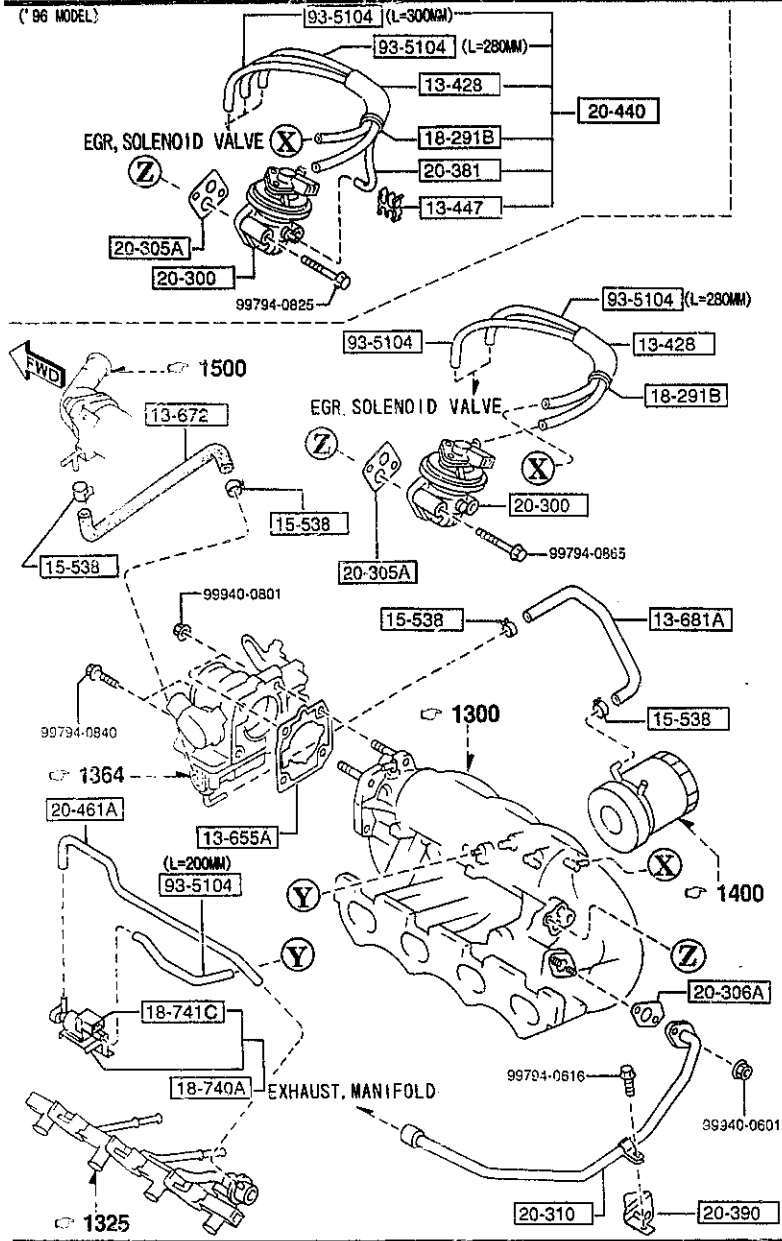
1364 -1 * THROTTLE BODY



PART NO.	QTY	MODEL/RESTRICTION	MODEL/RESTRICTION	MODEL/RESTRICTION	FROM-TO
13-W69		RING, 'O'			
K801-13-W69	1				
13-W76		SCREW, ID. ADJUST-TH. BODY			
K801-13-W76	1				
13-W8X		SCREW & WASHER SET			
B551-13-W8X	2	(ILLUST. NO.1)			
B6BF-13-W8X	2	(ILLUST. NO.2)			
K802-13-W8X	2	(ILLUST. NO.3)			
13-W89		GASKET, THERMO			
B6BF-13-W89	1				
13-650E		BODY, THROTTLE			
BPR5-13-640	1				
18-910		SENSOR, THROTTLE-CARB			
JE50-18-911	1				
20-660		VALVE, IDLE AIR CONTR			
B6BF-20-660	1	OL			

1370 EMISSION CONTROL SYSTEM (INLET SIDE)

(*86 MODEL)



1370 -1 EMISSION CONTROL SYSTEM (INLET SIDE)

PART NO.	QTY	MODEL/RESTRICTION	MODEL/RESTRICTION	MODEL/RESTRICTION	FROM-TO
13-428		PROTECTOR			
BPS1-13-428A	1	(*96 MODEL)			
B367-13-428	1	(*95 MODEL)			
13-447		CLIP			
F801-13-447	1	(*96 MODEL)			
13-655A		GASKET			
B6BF-13-655	1				
13-672		HOSE, WATER			
BPE8-13-682	1				
13-681A		HOSE, WATER			
BPE8-13-681	1				
15-538		CLAMP, WATER HOSE			
JF02-15-538	4				-5C01
B6BF-15-538	4				5C01-
18-291B		CLAMP, HOSE			
HE21-18-291	1				
18-740A		VALVE, SOLENOID			
B69N-18-740	1				
18-741C		VALVE, SOLENOID			
FS05-18-741	1				
20-300		VALVE, E.G.R.			
Z505-20-300	1				-5801
B6BF-20-300	1				5801-
20-305A		GASKET, E.G.R. VALVE			
JE27-20-305	1				-5907
A (JE27-20-305A)					
JE27-20-305A	1				5967-
20-306A		GASKET			
JE06-20-306	1				
5801 NA3** -700842 5907 NA3** -703015 5C01 NA3** -706448					

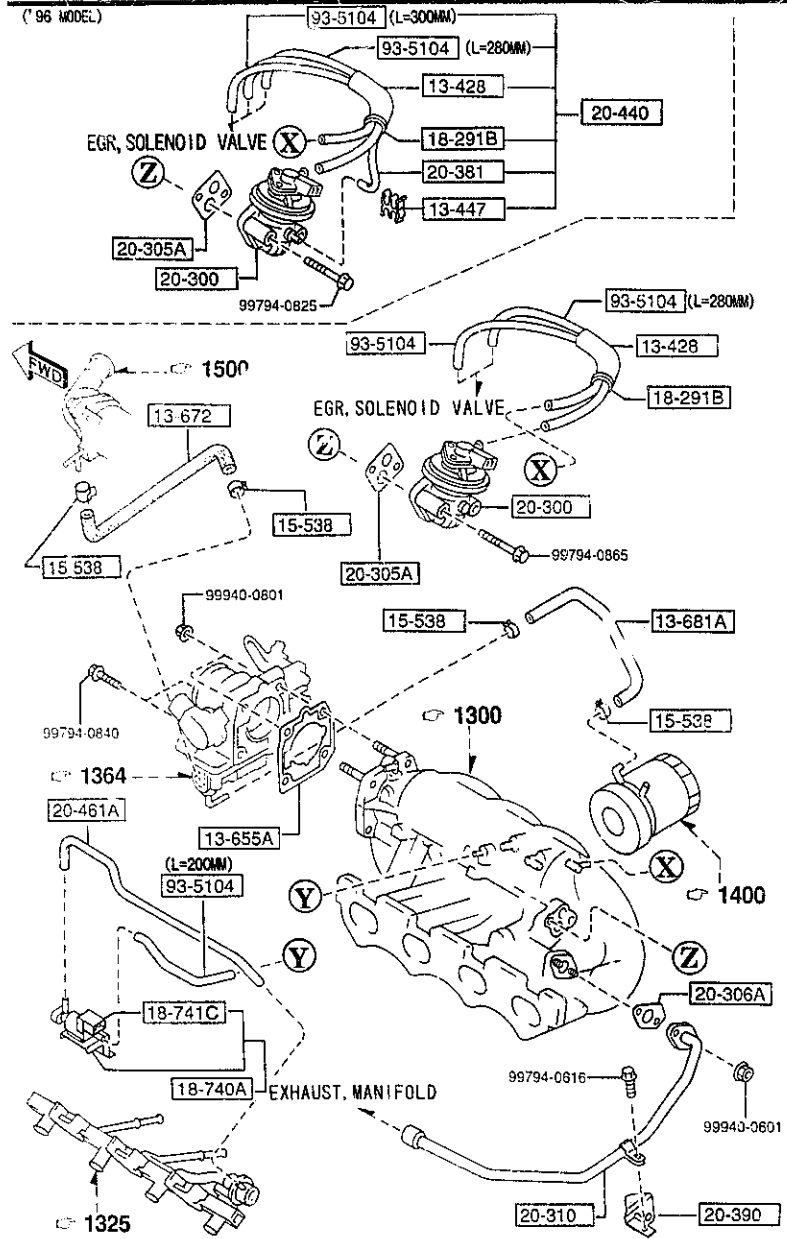
AUNA05

CAT. AUNA05-04

1997-07

1370 -2* EMISSION CONTROL SYSTEM (INLET SIDE)

1370 EMISSION CONTROL SYSTEM (INLET SIDE)
('96 MODEL)



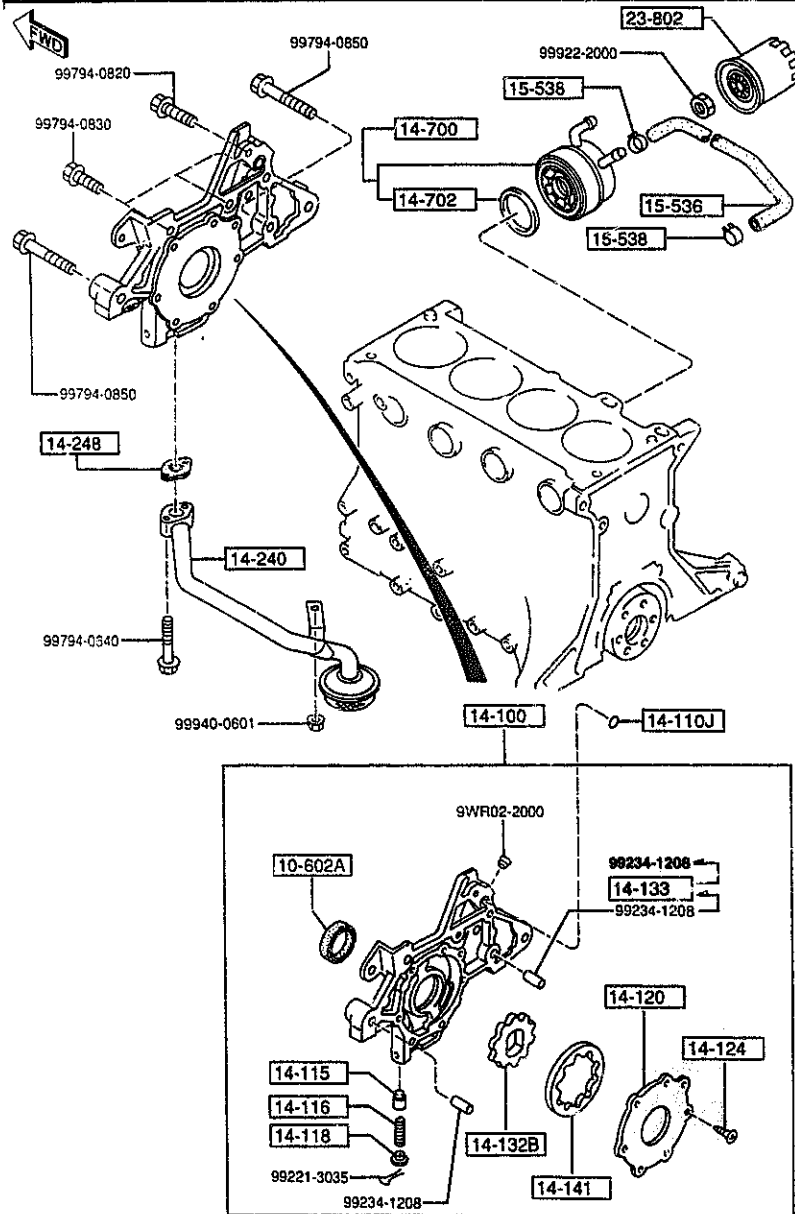
PART NO.	QTY	MODEL/RESTRICTION	MODEL/RESTRICTION	MODEL/RESTRICTION	ROW-TC
20-310		PIPE, E.G.R.			
BPEB-20-310	1				
20-381		TUBE, VACUUM			
BPS1-20-381	1	('96 MODEL)			
20-390		BRACKET, E.G.R. PIPE			
BPEB-20-390	1				
20-440		TUBE, VACUUM			
*BPS1-20-440A	1				
20-461A		TUBE, VACUUM			
BPEB-20-461	1				
93-5104		HOSE			
99351-04999	1	L=1M CUT IT TO USE			

AUNA05

CAT. AUNA05-04

1997-07

1400 OIL PUMP & FILTER



1400 -2 * OIL PUMP & FILTER

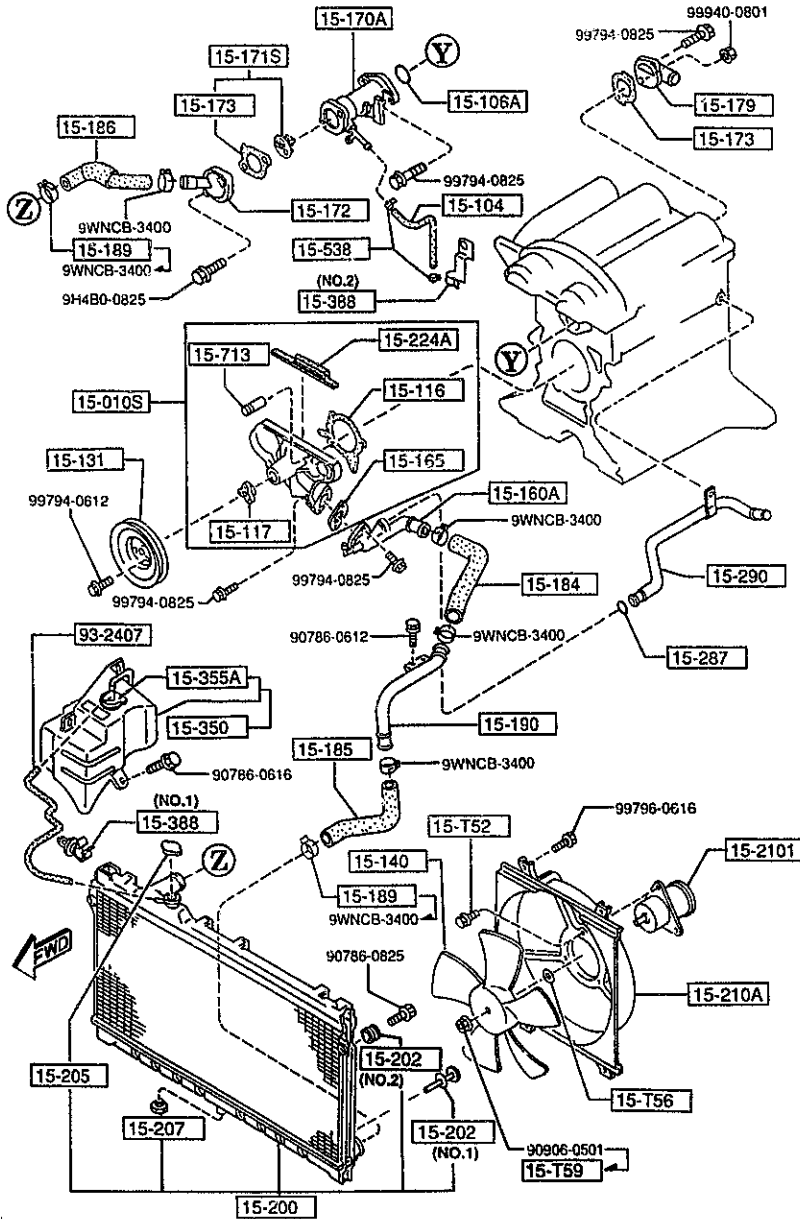
PART NO.	QTY	MODEL/RESTRICTION	MODEL/RESTRICTION	MODEL/RESTRICTION	FROM-TO
CONT'D 868F-14-248	1				
14-700		COOLER,OIL			
BPE8-14-700	1				
14-702		GASKET			
KL01-14-702A	1				
15-536		HOSE,WATER-OIL COOLE R IN.			
BPE8-15-536	1				
15-538		CLAMP,WATER HOSE			
JF02-15-538	2				-5C01
869F-15-538	2				5C01-
23-802		CARTRIDGE,OIL FILTER			
B6Y1-14-302 AN(B6Y1-14-302A)	1	(MAZDA MARK,T.ROKI)			-5A01
B6Y1-14-302A	1	(MAZDA MARK T.ROKI)			5A01-
<p>5A01 NA3** -703035 5C01 NA3** -706448</p>					

AUNA05

CAT. AUNA05-04

1997-07

1500 COOLING SYSTEM



1500 -1 COOLING SYSTEM

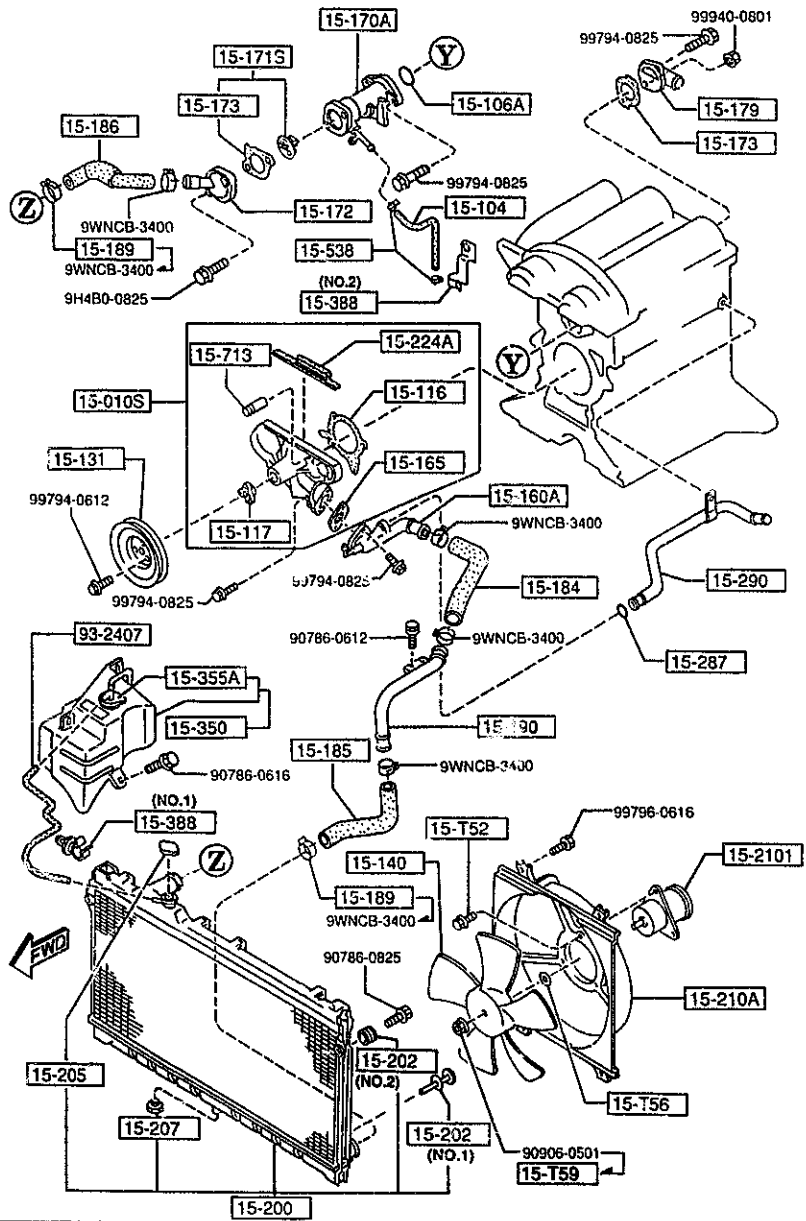
PART NO.	QTY	MODEL/RESTRICTION	MODEL/RESTRICTION	MODEL/RESTRICTION	FROM-TO
15-T52		SCREW, MOTOR-ELECTRIC FAN			
B658-15-T52	3				
15-T54		WASHER, MOUNT.-FAN			
B61P-15-T56	1				5508-
15-T59		MUT, COOLING FAN			
B595-15-T59	1				5C01-
15-010S		PUMP SET, WATER			
8ABB-15-010	1				-4917
^ (8ABB-15-010A)					
8ABB-15-010A	1				4917-
15-104		HOSE, WATER BY-PASS			
B61P-15-261A	1				
15-106A		RING, 'O'-WATER PUMP			
B61P-15-106	1				
15-116		GASKET, WATER PUMP			
B68F-15-116	1				
15-117		BOSS, W. PUMP PULLEY			
E301-15-117	1				
15-131		PULLEY, WATER PUMP			
B3C7-15-131	1				
15-140		FAN, COOLING			
B61P-15-140A	1 (MT)				
B64J-15-140	1 (AT)	CALSONIC (AT)			
15-160A		INLET, WATER PUMP			
B61P-15-160	1				
15-165		GASKET, W. PUMP INLET			
B621-15-165	1	NON ASBESTOS			
<p>4917 NA35* -603196 5508 NA35* -620210 5C01 NA3** -706448</p>					

AUNA05

CAT. AUNA05-04

1997-07

1500 COOLING SYSTEM



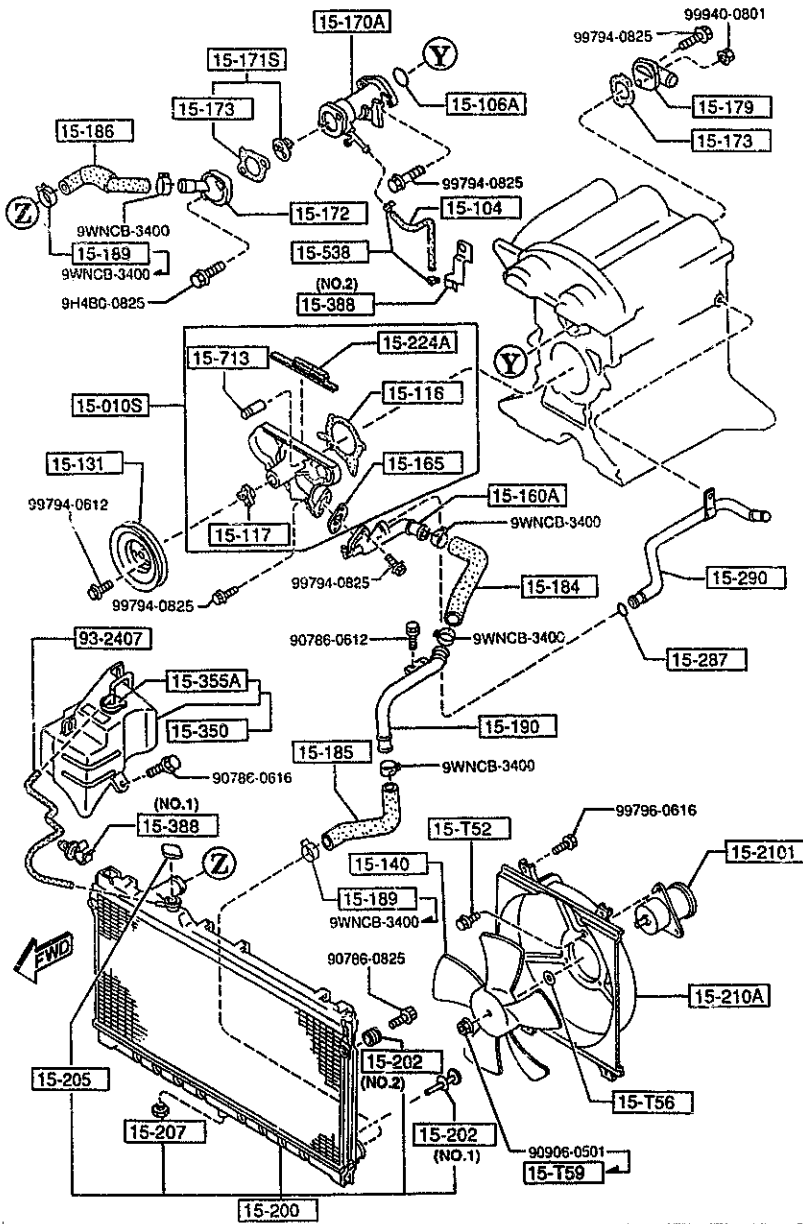
PART NO.	QTY	MODEL/RESTRICTION	MODEL/RESTRICTION	MODEL/RESTRICTION	FROM-TO
15-170A		COVER, THERMO			
BPE8-15-170A	1				
15-171S		THERMOSTAT SET			
8ABB-15-171	1				
15-172		COVER, THERMOSTAT			
BPE8-15-172	1				
15-173		GASKET, THERMOSTAT COVER NON ASBESTOS			
B621-15-173	2				
15-179		OUTLET, WATER			
BPE8-15-179	1				
15-184		HOSE, WATER			
B61P-15-184	1				
15-185		HOSE, WATER			
BPE8-15-185	1				
15-186		HOSE, WATER			
BPE8-15-186	1				
15-189		CLAMP, HOSE			
B366-15-189	2				-5501
15-190		PIPE, WATER			
B61P-15-190	1				
15-200		RADIATOR			
BPE8-15-200	1 (MT)				
BPE9-15-200	1 (AT)				
15-202		RUBBER, MOUNT			
B61P-15-202	2 (ILLUST. NO. 1)				
N326-15-202	2 (ILLUST. NO. 2)				
15-205		CAP, RADIATOR CALSONIC			
D316-15-205					
5501 NA35* -620210					

AUNA05

CAT. AUNA05-04

1997-07

1500 COOLING SYSTEM



PART NO.	QTY	MODEL/RESTRICTION	MODEL/RESTRICTION	MODEL/RESTRICTION	FROM-TO
CONT'D	1				
15-207	1	COCK, DRAIN			
NF01-15-203	1	CALSONIC			
15-210A	1	COWLING, RADIATOR			
B61P-15-210B	1				
15-2101	1	FAN DRIVE			
B61P-15-150B	1 (MT)				
B64J-15-150A	1 (AT)				
15-224A	1	RUBBER, SEAL			
B660-10-543B	1				
15-287	1	RING, 90°-WATER BYPASS			
E301-15-287	1				
15-290	1	PIPE, BYPASS			
BPEB-15-290	1				
15-350	1	TANK, SUB-RADIATOR			
B61P-15-350D	1				
15-355A	1	CAP, SUB TANK			
B61P-15-355A	1				
15-388	1	CLIP, HOSE-SUB T. & WATER H			
F201-15-388A	1 (ILLUST. NO. 1)				
B61P-15-547	1 (ILLUST. NO. 2)				
15-538	2	CLAMP, WATER HOSE			
JF02-15-538	2				
B6BF-15-538	2				
15-713	1	SET PIN, SPRING			
F801-15-713	1				
93-2407	1	HOSE, WATER			
99524-07610	1				
5C01 N33** -706448					

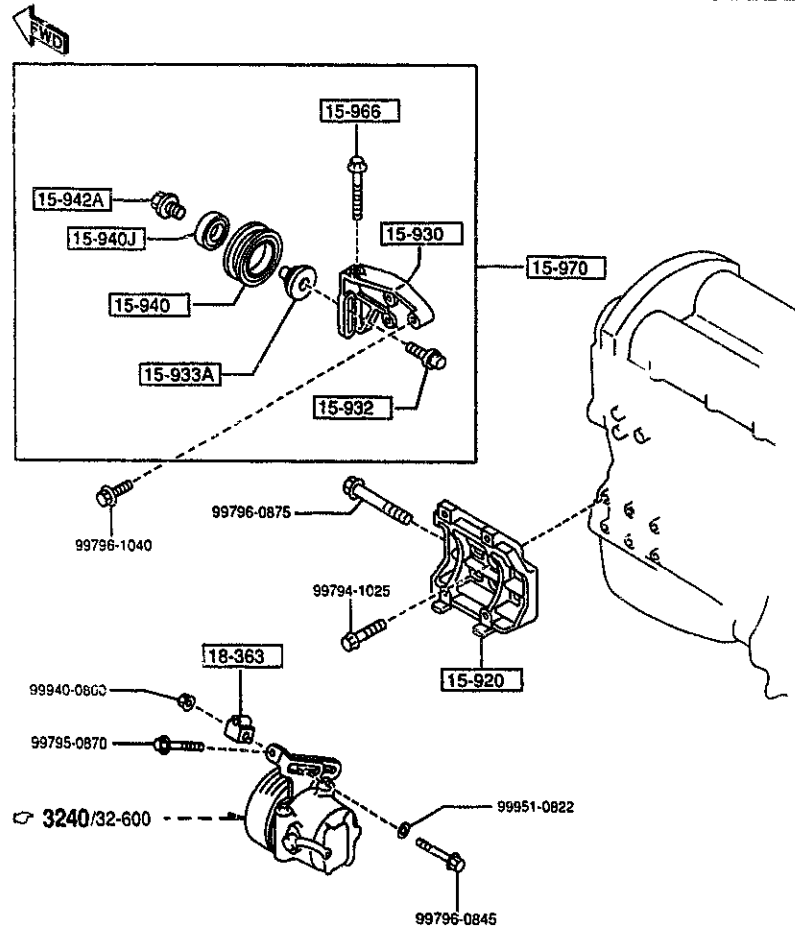
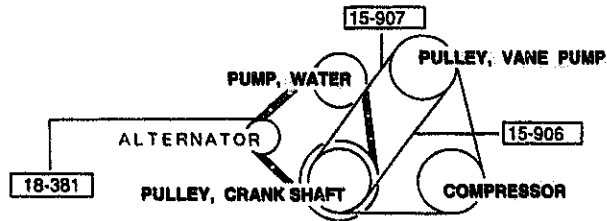
-5C01
5C01-

AUNA05

CAT. AUNA05-04

1997-07

1580 BRACKET, PULLEY & BELT



1580 -1 BRACKET, PULLEY & BELT

PART NO.	QTY	MODEL/RESTRICTION	MODEL/RESTRICTION	MODEL/RESTRICTION	FROM-TO
15-906		BELT*V*			
B61P-15-907A	1	4PK-855 MITSUBOSHI (W/O AIR CON.+W/POWE R STEERING)			
15-907		BELT*V*			
B3C7-15-907C	1	4PK L=848MM (W/AIR CON.+W/O POWE R STEERING)			
BPF3-15-909	1	(A) 4PK L=940MM BAND O (W/AIR CON.+W/POWER STEERING)			
BPE8-15-908	1	(E) GOODYEAR 4PK848 (W/AIR CON.+W/O POWE R STEERING)			4C01-
BPE8-15-909	1	(A) GOODYEAR 4PK940 (W/AIR CON.+W/POWER STEERING)			4C01-
15-920		BRACKET,COMPRESSOR			
BPE8-15-810A	1	(A) (W/AIR CON.)			
15-930		BRACKET, IDLE PULLEY			
BP01-15-951	1	(A) (W/AIR CON.+W/O POWE R STEERING)			
15-932		SHAFT, PULLEY			
B631-15-932	1	(A) (W/AIR CON.+W/O POWE R STEERING)			
15-933A		COLLAR			
BP01-15-933	1	(A) (W/AIR CON.+W/O POWE R STEERING)			
15-940		PULLEY, IDLE			
BP01-15-940	1	(A) (W/AIR CON.+W/O POWE R STEERING)			
15-940J		BEARING			
99606-8302D	1	(W/AIR CON.+W/O POWE R STEERING)			

4C01 NA35* -609691

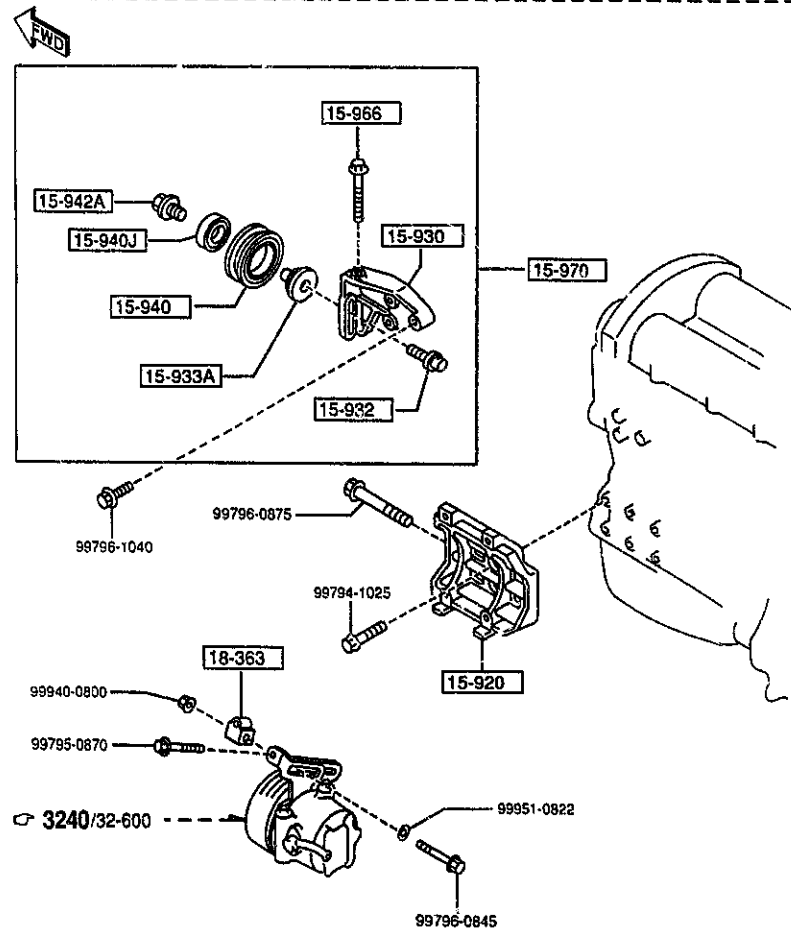
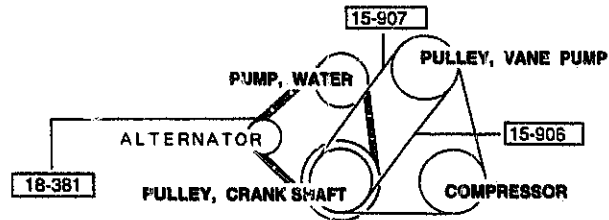
AUNA05

CAT. AUNA05-04

1997-07

1580 BRACKET, PULLEY & BELT

1580 -2 * BRACKET, PULLEY & BELT



PART NO.	QTY	MODEL/RESTRICTION	MODEL/RESTRICTION	MODEL/RESTRICTION	FROM-TO
15-942A		COLLAR			
E564-15-942	1	(A) (W/AIR CON.+W/O POWE R STEERING)			
15-966		BOLT,ADJUST			
E564-15-934	1	(A) (W/AIR CON.+W/O POWE R STEERING)			
15-970		PULLEY,IDLE			
BP01-15-930	1	(A) (W/AIR CON.+W/O POWE R STEERING)			
18-363		SPACER,STRAP			
FP02-18-363	1	(W/O AIR CON.+W/POWE R STEERING)			
18-381		BELT*V*			
*B596-18-381	1	4PK L=885 GOOD YEAR			
*B63F-18-381	1	4PK L=885 BANDO			

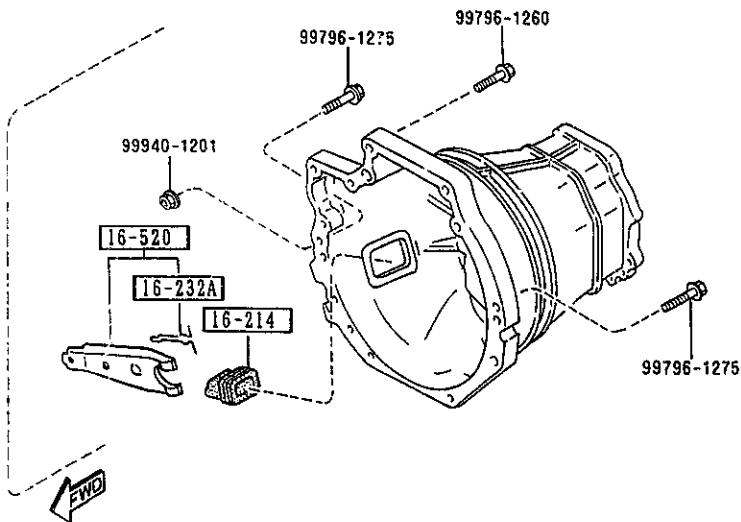
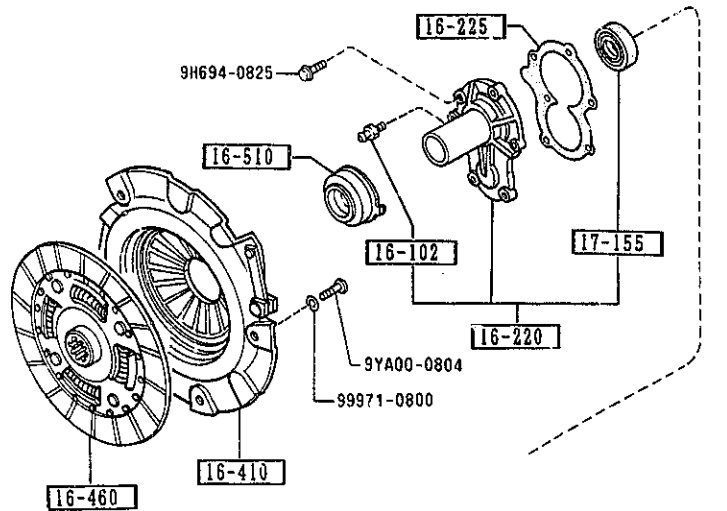
AUNA05

CAT. AUNA05-04

1997-07

1600 CLUTCH DISC & COVER

1600 -1 * CLUTCH DISC & COVER

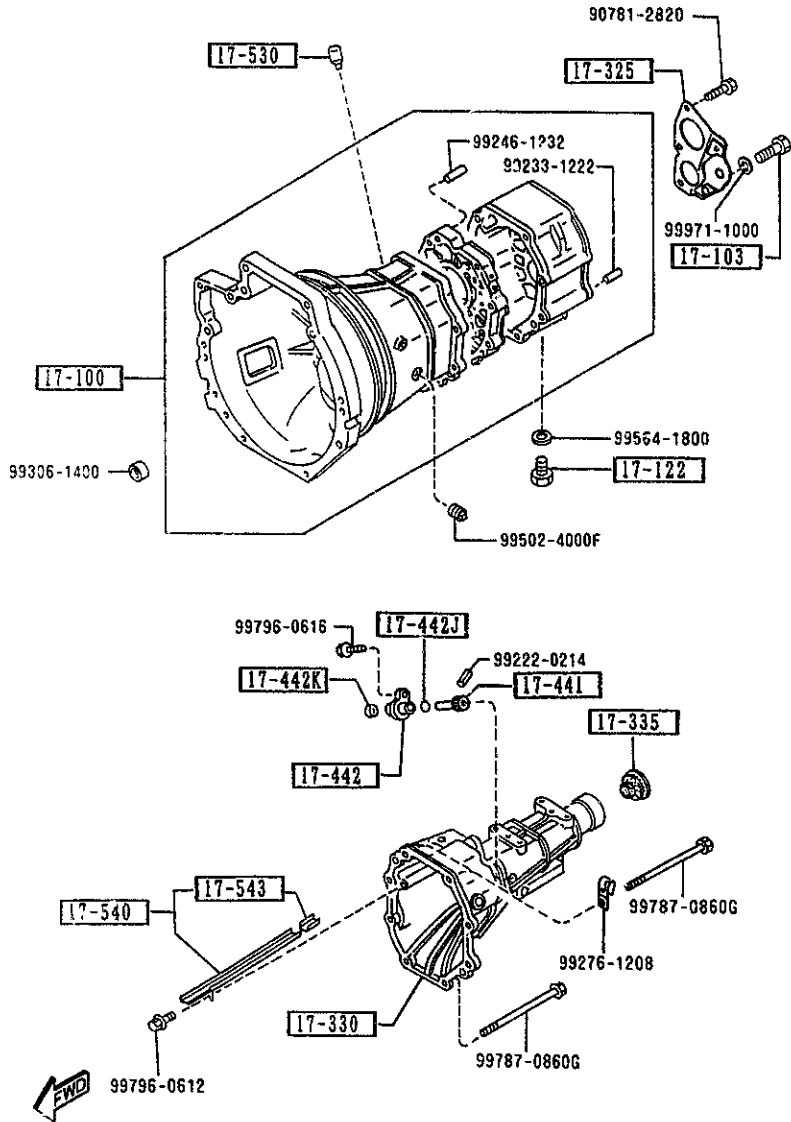


PART NO.	QTY	MODEL/RESTRICTION	MODEL/RESTRICTION	MODEL/RESTRICTION	FROM-TO
16-102	1	PIN, PIVOT-CLUTCH REL. FORK			
0603-16-102B					
16-214	1	COVER, DUST-CLUTCH FORK			-5401
FE51-16-214					
A (FE51-16-214A)					
FE51-16-214A	1				5401-
16-220	1	COVER, FRONT CLUTCH			-5801
B622-16-220					
AN(B622-16-220A)					
B622-16-220A	1				5801-
16-225	1	GASKET, FRONT COVER			
FE50-16-225A					
16-232A	1	SUPPORTER, FORK			
1416-16-232A					
16-410	1	COVER, CLUTCH			
BP07-16-410					
16-460	1	DISC, CLUTCH			
BP07-16-460					
16-510	1	COLLAR, CLUTCH REL.			
B622-16-510					
16-520	1	FORK, CLUTCH RELEASE			
B622-16-520					
17-155	1	SEAL, OIL			
H501-17-103					
5401 NA35* -619598					
5801 NA3** -700842					

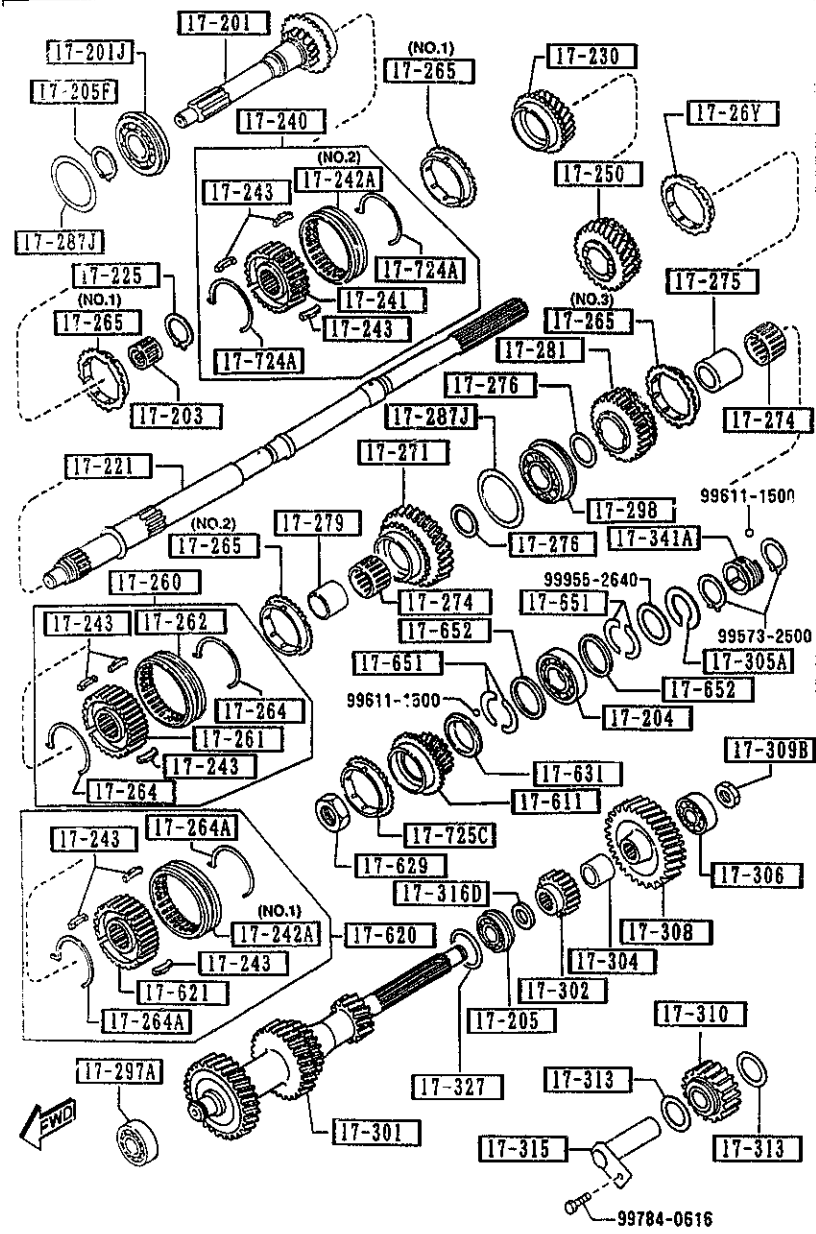
AUNA05

CAT. AUNA05-04

1997-07



PART NO.	QTY	MODEL/RESTRICTION	MODEL/RESTRICTION	MODEL/RESTRICTION	FROM-TO
17-100		CASE, T/MISSION			
M526-17-100A	1				
17-103		BOLT			
M501-17-103	2				
17-122		PLUG, MAGNET			
0810-17-121	1				
17-325		COVER, BEARING			
M501-17-370A	1				
17-330		HOUSING, EXTENSION			
M519-17-330	1				
17-335		SEAL, OIL			
M507-17-335A	1				
17-441		GEAR, DRIVEN			
M510-17-441	1	N=22			
17-442		SLEEVE, SPEEDOMETER			
1669-17-442B	1				
17-442J		RING, 'O'			
1011-17-443	1				
17-442K		SEAL, OIL			
99586-08166	1				
17-530		BREATHER, AIR-T/MISSION			
0884-17-530	1				
17-540		PASS, OIL			
M509-17-540	1				
17-543		RUBBER, SEAL			
M501-17-543A	1				

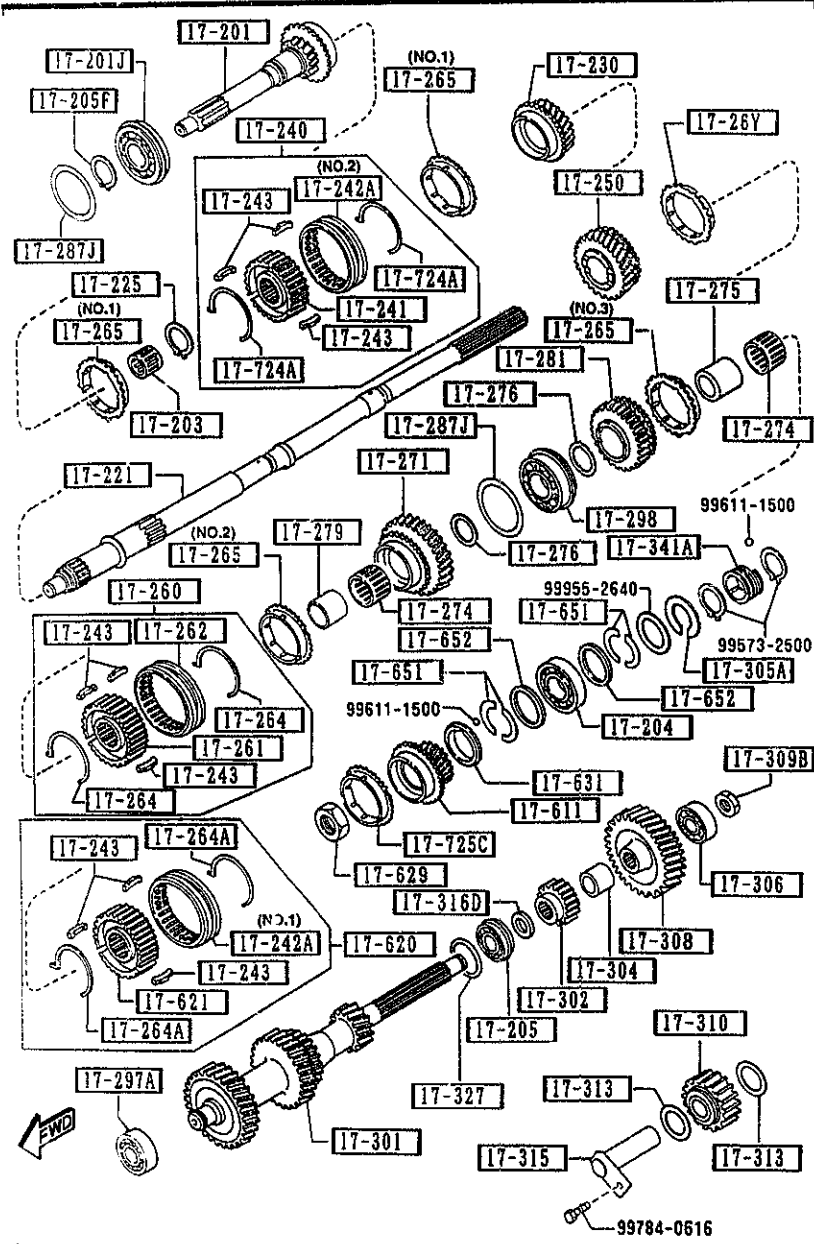


PART NO.	QTY	MODEL/RESTRICTION	MODEL/RESTRICTION	MODEL/RESTRICTION	FROM-TO
17-201	1	GEAR, MAIN DRIVE			
M516-17-201	1				
17-201J	1	BEARING, BALL-MAIN DRIVE GEAR			
M502-17-295C	1				
17-203	1	BEARING, NEEDLE			
M501-17-210A	1				
17-204	1	BEARING, BALL-MAIN SHAFT			-4C01
M503-17-204	1				4C01-
99606-63053	1				
17-205	1	BEARING, ROLLER			-5501
R502-17-306A	1				5501-
M506-17-297	1				
17-205F	1	RING, RETAINING			
M501-17-205	1				
17-221	1	SHAFT, MAIN			
M505-17-221B	1				
17-225	1	RING, SNAP			
0317-17-225	1				
17-230	1	GEAR, 3RD			
M513-17-231B	1				
17-240	1	HUB SET, CLUTCH-3RD & 4TH			
M517-17-240	1				
17-241	1	HUB, CLUTCH			
M501-17-241C	1				
17-242A	1	SLEEVE, CLUTCH HUB			
F401-17-242A	1	(ILLUST. NO. 1)			
M502-17-242	1	(ILLUST. NO. 2)			
17-243	1	KEY, SYNCHRONIZER			
4C01 NA35*	-609691				
5501 NA35*	-620210				

AUNA05

CAT. AUNA05-04

1997-07

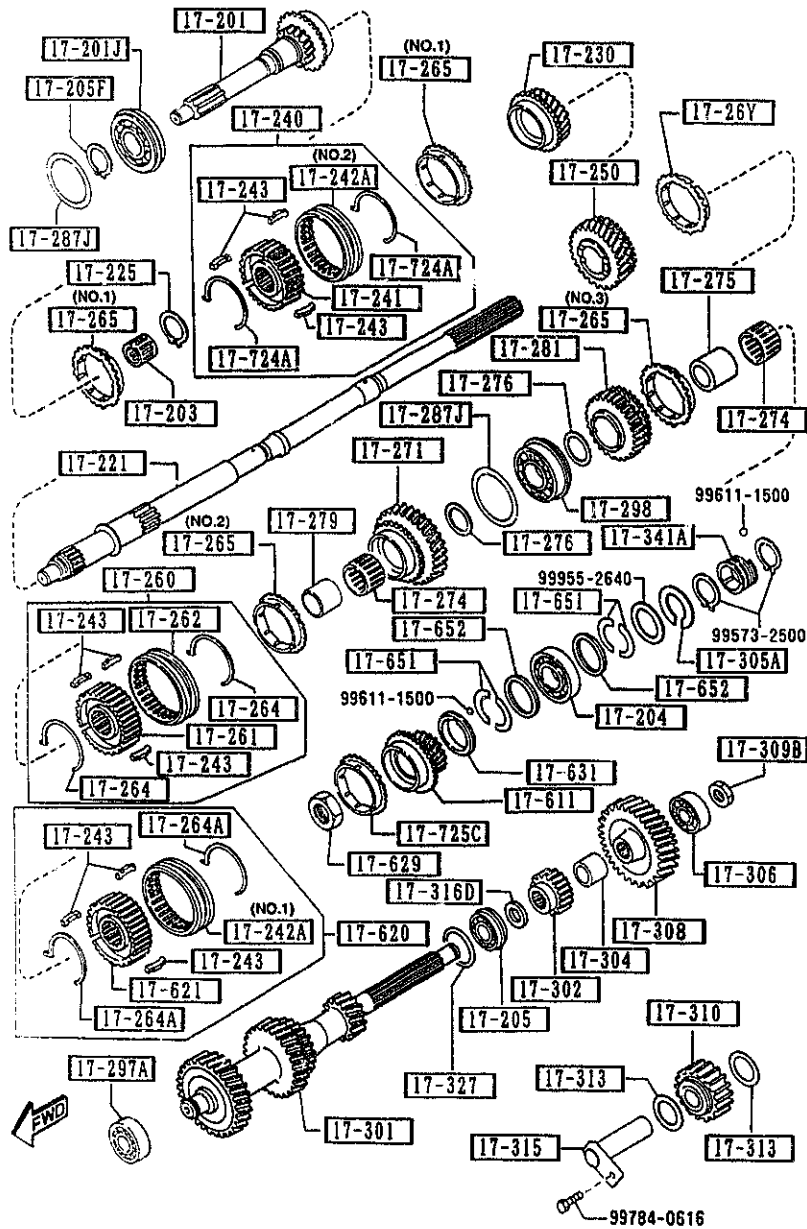


PART NO.	QTY	MODEL/RESTRICTION	MODEL/RESTRICTION	MODEL/RESTRICTION	FROM-TO
CONT'D F401-17-243A	9				
17-250		GEAR, 2ND			
M520-17-251A	1				
17-26Y		RING, SYNCHRONIZER			
R504-17-26Y	1				
17-260		HUB SET, CLUTCH-1ST & 2ND			
M517-17-260	1				
17-261		HUB, CLUTCH			
M511-17-261	1				
17-262		SLEEVE, CLUTCH HUB			
M505-17-262	1				
17-264		SPRING, SYNCHRO. KEY			
G401-17-264	2				
17-264A		SPRING, SYNCHRONIZER			
F401-17-264A	2				
17-265		RING, SYNCHRONIZER			
G501-17-265A	2 (ILLUST. NO.1)				
M502-17-265C	1 (ILLUST. NO.2)				
M504-17-265A	1 (ILLUST. NO.3)				
17-271		GEAR, 1ST			
M516-17-271A	1				
17-274		BEARING, NEEDLE			
4069-17-283A	2				
17-275		RACE, INNER			
4069-17-284E	1				
17-276		WASHER, THRUST			
0259-17-274A	2	T=3.0MM			
0259-17-276	2	T=2.2MM			

AUNA05

CAT. AUNA05-04

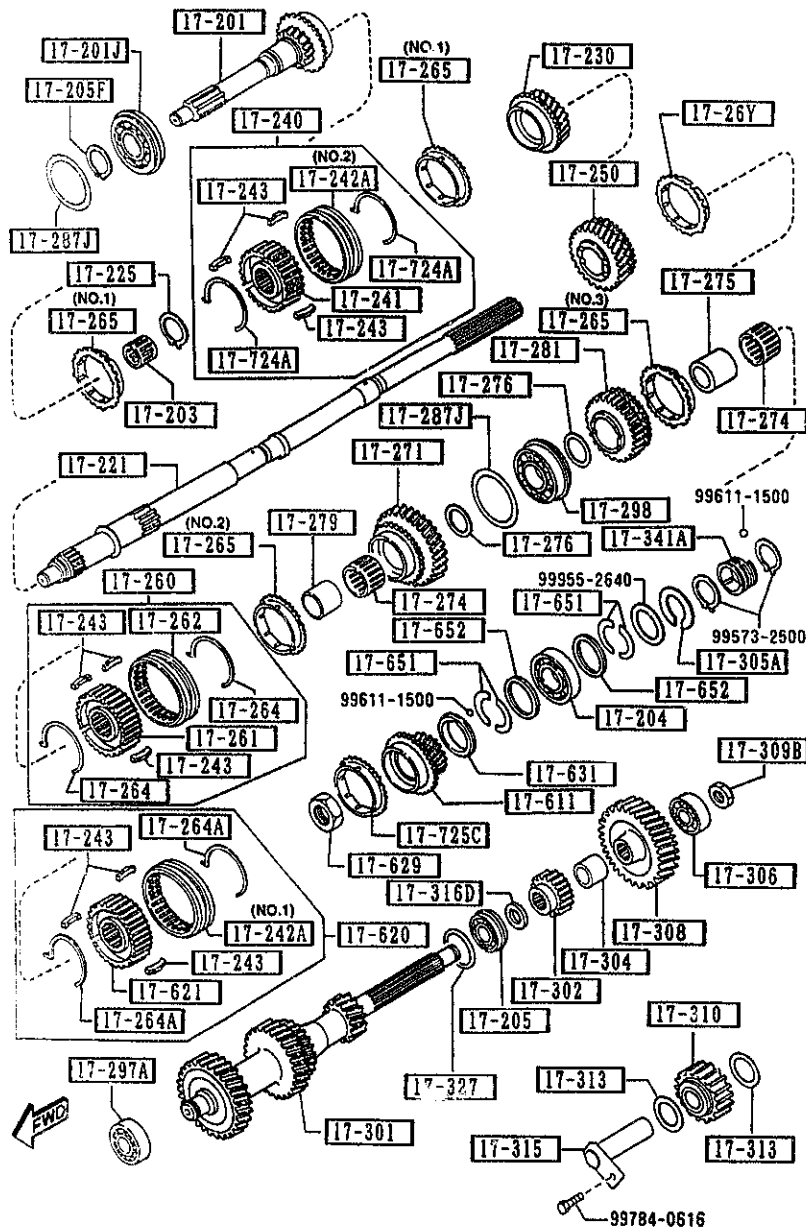
1997-07



PART NO.	QTY	MODEL/RESTRICTION	MODEL/RESTRICTION	MODEL/RESTRICTION	FROM-TO
CONT'D	2				
0259-17-277	2	T=2.7MM			
0259-17-278	2	T=3.2MM			
0259-17-279	2	T=3.7MM			
17-279		SLEEVE, GEAR			
8540-17-275A	1				
17-281		GEAR, REVERSE			
M513-17-281	1				
17-287J		SHIM, ADJUST			
99963-6310	2	T=0.1MM			
99963-6315	1	T=0.15MM			
99963-6330	2	T=0.3MM			
17-297A		BEARING, BALL-COUNTER SHAFT G.			
M502-17-297A	1				
17-298		BEARING			
M502-17-298A	1				
17-301		GEAR, COUNTER SHAFT			
M528-17-301A	1				
17-302		GEAR, COUNTER REVERSE			
M516-17-302	1				
17-304		SPACER			
M504-17-304	1				
17-305A		RING, RETAINING-BALL BEARING			
0839-17-305B	1				
17-306		BEARING, BALL			
M502-17-299B	1				
-4C01					
4C01 NA35* -609691					

1710 MANUAL TRANSMISSION GEARS

1710 -4 MANUAL TRANSMISSION GEARS



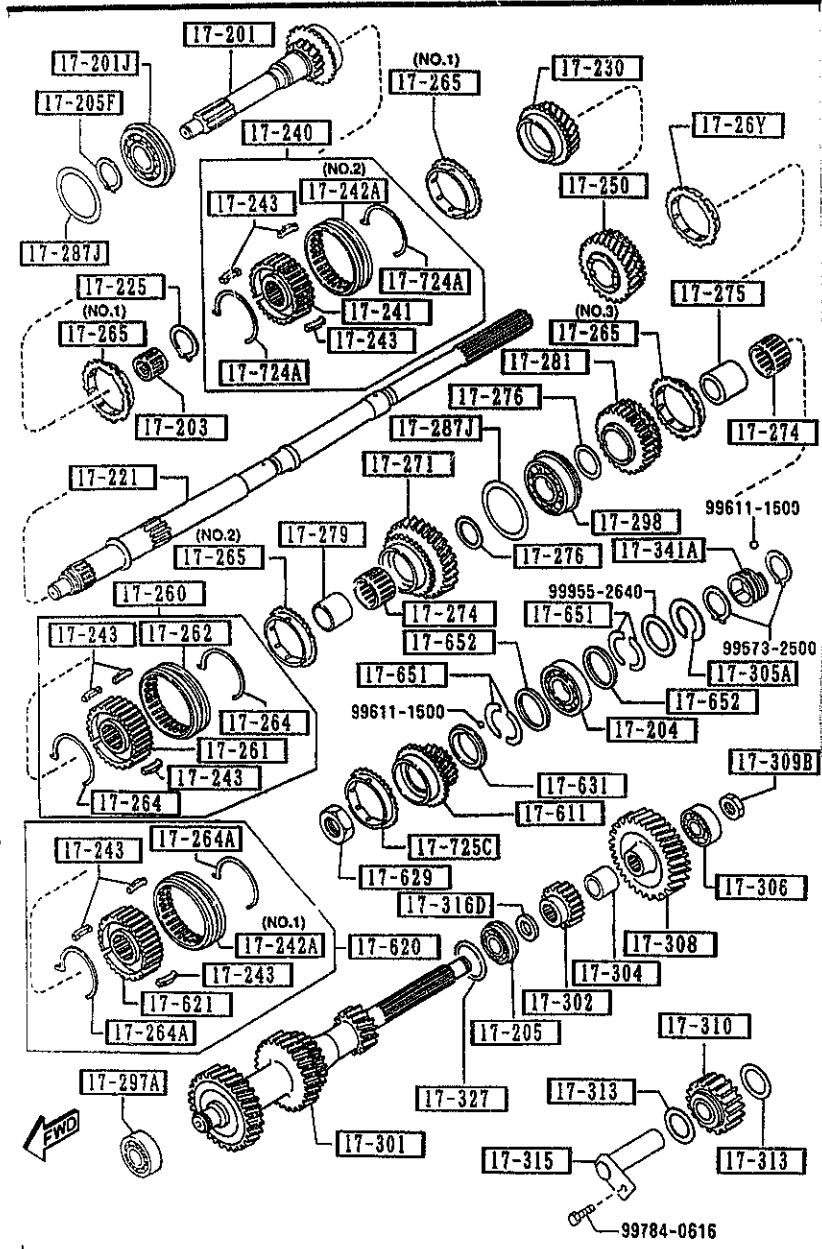
PART NO.	QTY	MODEL/RESTRICTION	MODEL/RESTRICTION	MODEL/RESTRICTION	FROM-TO
CONT'D P532-17-204	1				4C01-
17-308		GEAR,COUNTER			
M510-17-308	1				
17-309B		NUT,LOCK-COUNTER SHA FT BR			
M501-17-309	1				
17-310		GEAR,REVERSE IDLE			
M513-17-310	1				
17-313		WASHER,THRUST-REVERS E IDLE G. T=2.0MM			
M501-17-313	2				
17-315		SHAFT,REV. IDLE GEAR			
M501-17-140	1				
17-316D		SPACER			
R502-17-316	1				-5501
17-327		SHIM,ADJUST-COUNTER SHAFT GEAR T=0.1MM			
0305-17-327	2				
0305-17-328	1	T=0.3MM			
17-341A		GEAR,SPEEDO.DRIVE			
M503-17-341	1				
17-611		GEAR,OVER TOP			
M517-17-611	1				
17-620		HUB SET,CLUTCH-O.T. & REV			
M505-17-620	1				
17-621		HUB,CLUTCH			
M505-17-621	1				
17-629		NUT,LOCK-CLUTCH HUB			
8601-17-629	1				
4C01 NA35* -609691					
5501 NA35* -620210					

AUNA05

CAT. AUNA05-04

1997-07

1710 MANUAL TRANSMISSION GEARS



1710 -5 * MANUAL TRANSMISSION GEARS

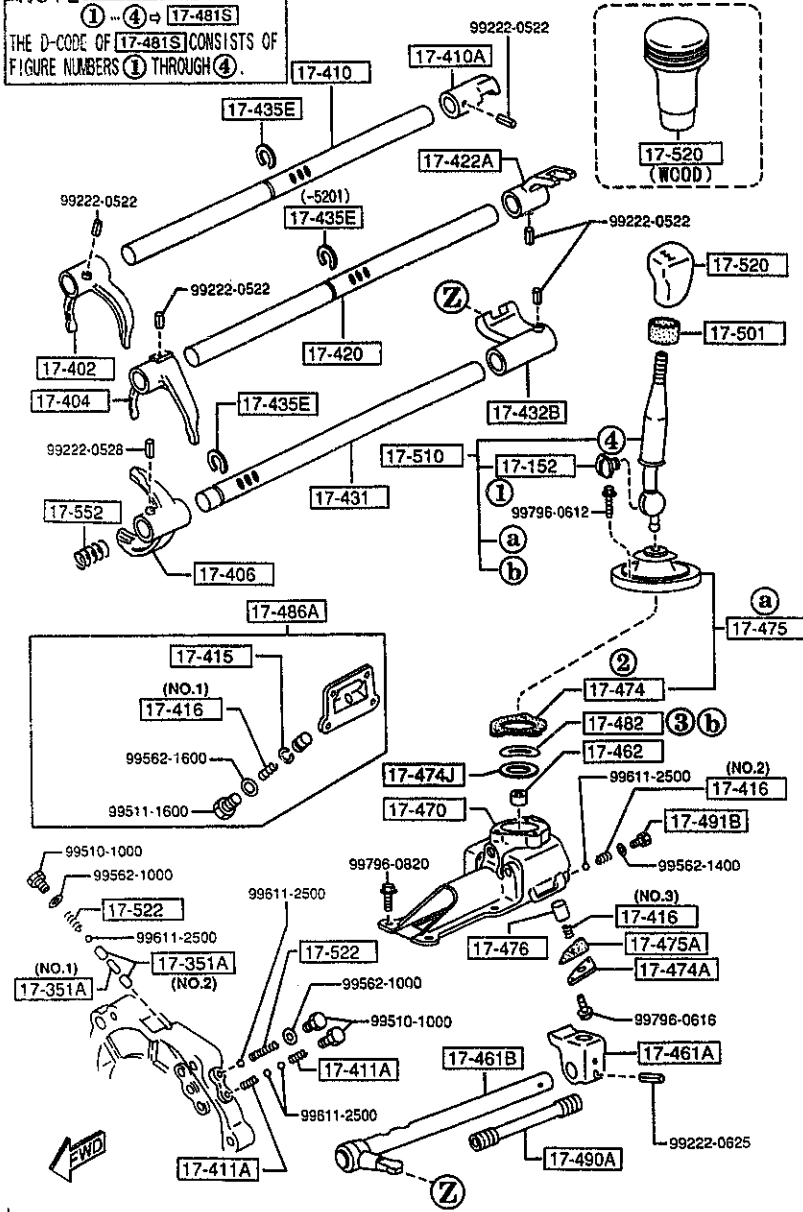
PART NO.	QTY	MODEL/RESTRICTION	MODEL/RESTRICTION	MODEL/RESTRICTION	FROM-TO
17-631		WASHER, THRUST LOCK-O			
0884-17-632B	1	VER TOP G. T=6.2MM			
0884-17-633B	1	T=6.4MM			
0884-17-634B	1	T=6.5MM			
0884-17-635B	1	T=6.6MM			
17-651		WASHER, THRUST			
M501-17-651	4	T=3.0MM			
M501-17-653	2	T=3.1MM			
M501-17-654	2	T=3.2MM			
M501-17-655	2	T=2.9MM			
17-652		RING, THRUST WASHER			
M501-17-652	2	T=2.0MM			
17-724A		SPRING, SYNCHRO. KEY			
M501-17-724	2				
17-725C		RING, SYNCHRONIZER			
V501-17-725	1				

AUNA05

CAT. AUNA05-04

1997-07

NOTE
 ①...④ → 17-481S
 THE D-CODE OF 17-481S CONSISTS OF
 FIGURE NUMBERS ① THROUGH ④.



PART NO.	QTY	MODEL/RESTRICTION	MODEL/RESTRICTION	MODEL/RESTRICTION	FROM-TO
17-152		BUSH			
M501-17-515	1				
17-351A		PIN, INTER LOCK			
R501-17-351	1 (ILLUST. NO. 1)				
0114-17-351	2 (ILLUST. NO. 2)				
17-402		FORK, SHIFT (1ST & 2ND)			
M503-17-402	1				
17-404		FORK, SHIFT (3RD & 4TH)			
M501-17-404B	1				
17-406		FORK, SHIFT			
M504-17-406A	1				
17-410		ROD, SHIFT (1ST&2ND)			
M503-17-411	1				
17-410A		END, S/ROD (1ST&2ND)			-5201
M507-17-412	1				
A (M507-17-412A)					
M507-17-412A	1				5201-
17-411A		SPRING, SHIFT ROD-REVERSE			
0014-17-411	2				
17-415		RING, RETAINING-SHIFT ROD END			
3648-17-415	1				
17-416		SPRING, SHIFT ROD END			
M501-17-416	1 (ILLUST. NO. 1)				
M504-17-416	1 (ILLUST. NO. 2)				
M505-17-416	1 (ILLUST. NO. 3)				
17-420		ROD, SHIFT (3RD&4TH)			-5201
M504-17-421	1				
A (M504-17-421A)					
M504-17-421A	1				5201-
5201 NA35* -614193					

AUNA05

CAT. AUNA05-04

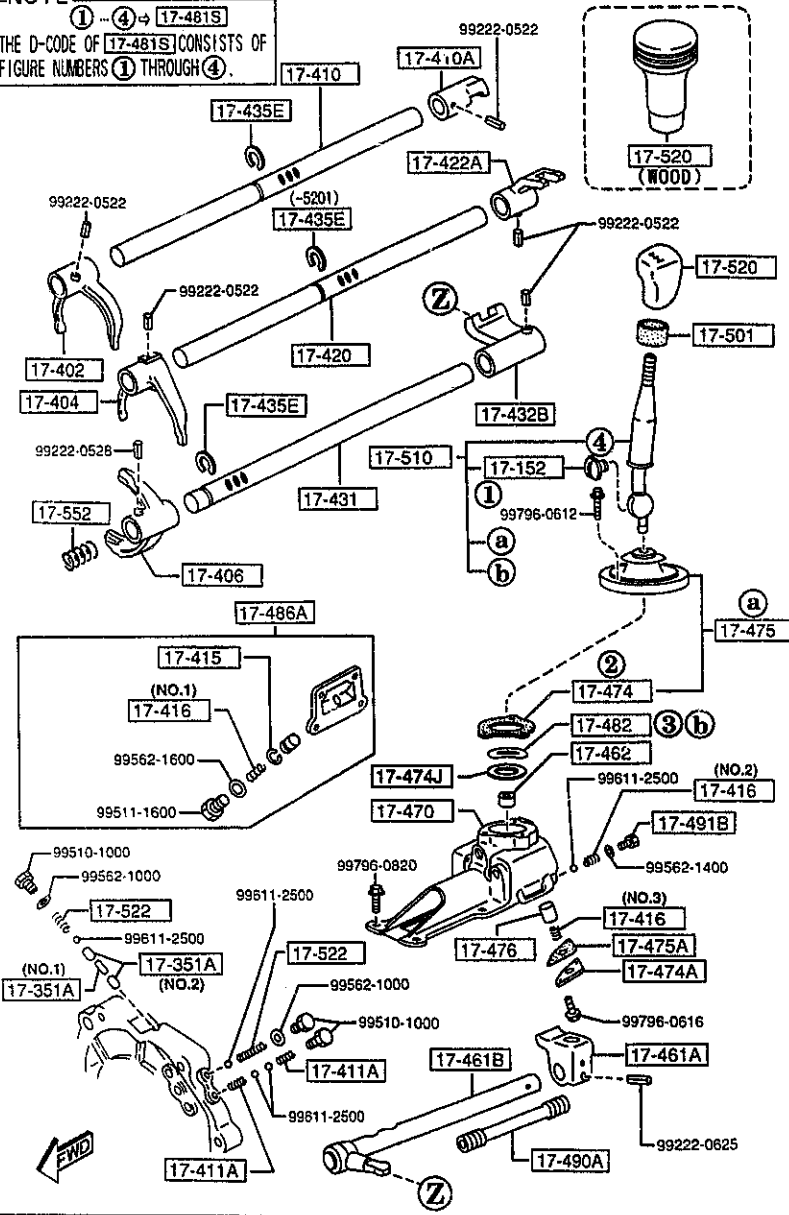
1997-07

1720 MANUAL TRANSMISSION CHANGE CONTROL SYSTEM

1720 -2 MANUAL TRANSMISSION CHANGE CONTROL SYSTEM

NOTE

① - ④ → 17-481S
 THE D-CODE OF 17-481S CONSISTS OF
 FIGURE NUMBERS ① THROUGH ④.



PART NO.	QTY	MODEL/RESTRICTION	MODEL/RESTRICTION	MODEL/RESTRICTION	FROM-TO
17-422A		END,S/ROD(3RD&4TH)			
M507-17-422	1				-5201
A (M507-17-422A)					
M507-17-422A	1				5201-
17-431		ROD,SHIFT-OVER TOP & REVERSE			
M506-17-431A	1				
17-432B		END,SHIFT ROD(O/TOP& REV.)			
M508-17-432	1				
17-435E		RING,RETAINING			
R502-17-435	3				-5201
R502-17-435	2				5201-
17-461A		END,CONTROL LEVER			
M508-17-461A	1				
17-461B		ROD,CONTROL			
M516-17-450A	1				
17-462		SHEET,SPRING			
0398-17-462A	1				
17-470		CASE,CHANGE CONTROL			
M510-17-470C	1				
17-474		GASKET,COVER PLATE			
0303-17-474	1				
17-474A		CAP,SPRING			
M501-17-474	1				
17-474J		SHIM,ADJUST			
99963-3330	1	T=0.3MM ('95 MODEL)			
17-475		BOOT,DUST-CHANGE LEVER			
M513-17-480A	1				
17-475A		GASKET,SPRING CAP			
5201 NA35* -614193					

AUNA05

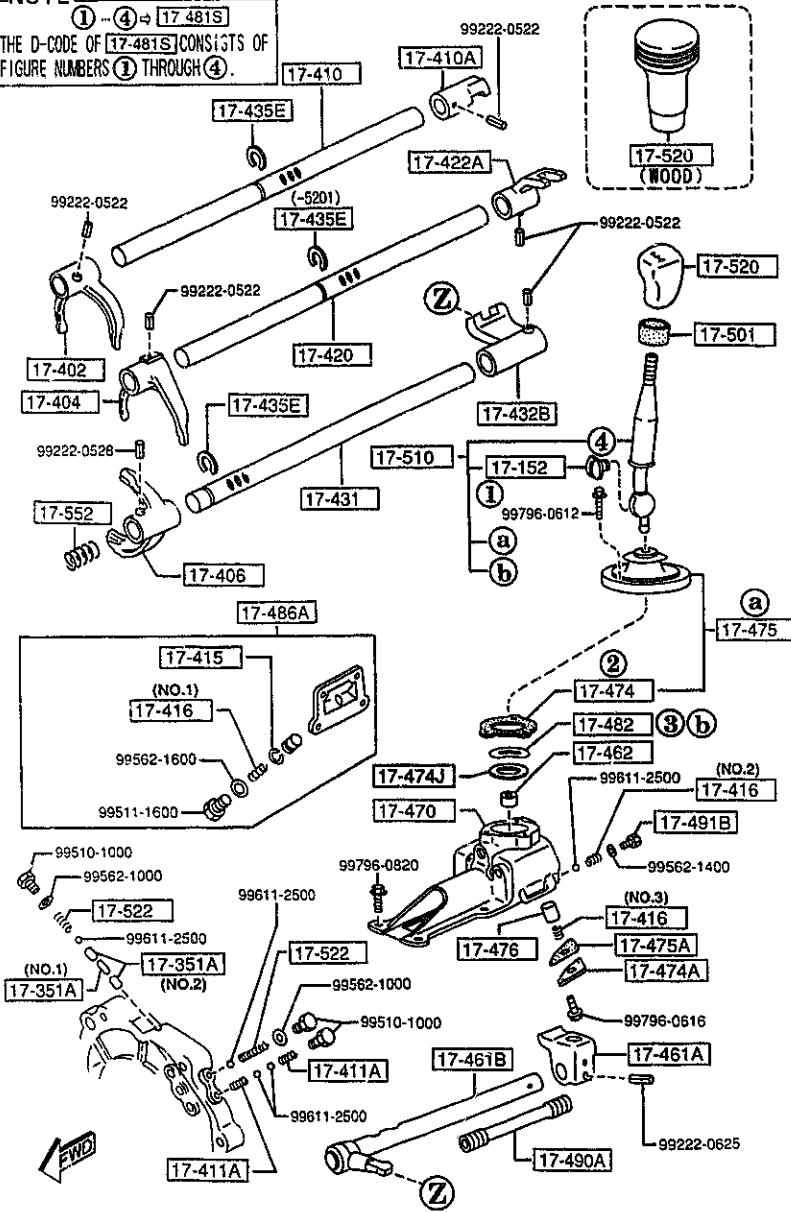
CAT. AUNA05-04

1997-07

1-K 6

NOTE

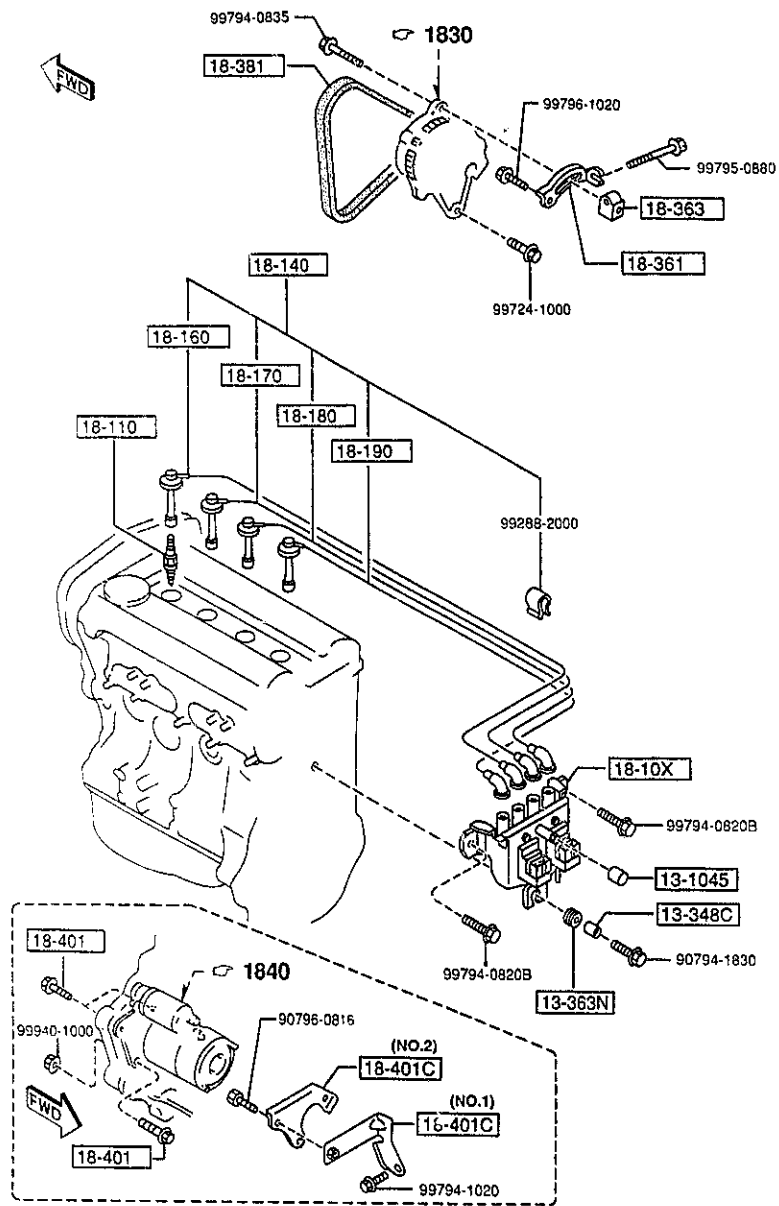
① --④-- [17-481S]
 THE D-CODE OF [17-481S] CONSISTS OF
 FIGURE NUMBERS ① THROUGH ④.



PART NO.	QTY	MODEL/RESTRICTION	MODEL/RESTRICTION	MODEL/RESTRICTION	FROM-TO
CONT'D					
M501-17-475	1				
[17-476]		SPINDLE, SELECT LOCK			
M502-17-476A	1				
[17-481S]		BUSH SET, CHANGE LEV			
8AN1-17-481	1	R			
[17-482]		WASHER, WAVE-CHANGE C			
M505-17-482	1	ONT. CASE			
[17-486A]		COVER, BLIND			
R501-17-47X	1				
[17-490A]		COVER, ROD			
M504-17-490A	1				
[17-491B]		CAP, SPRING			
0183-17-491	1				
[17-501]		INSULATOR, CHG LEVER			
M501-17-501	1				
[17-510]		LEVER, CHANGE			
M524-17-510C	1				
[17-520]		KNOB, CHANGE LEVER			
M515-17-520	1	(URETHANE)			
00	INT-	NA3 NA4 NA5 NA6 NA7			
		NAB BLACK			
M517-17-520	1	(WOOD)			
M518-17-520A	1	(LEATHER)			
[17-522]		SPRING			
0103-17-411	2				
[17-552]		SPRING			
M505-17-552	1				

1800 ENGINE ELECTRICAL SYSTEM

1800 -1 ENGINE ELECTRICAL SYSTEM



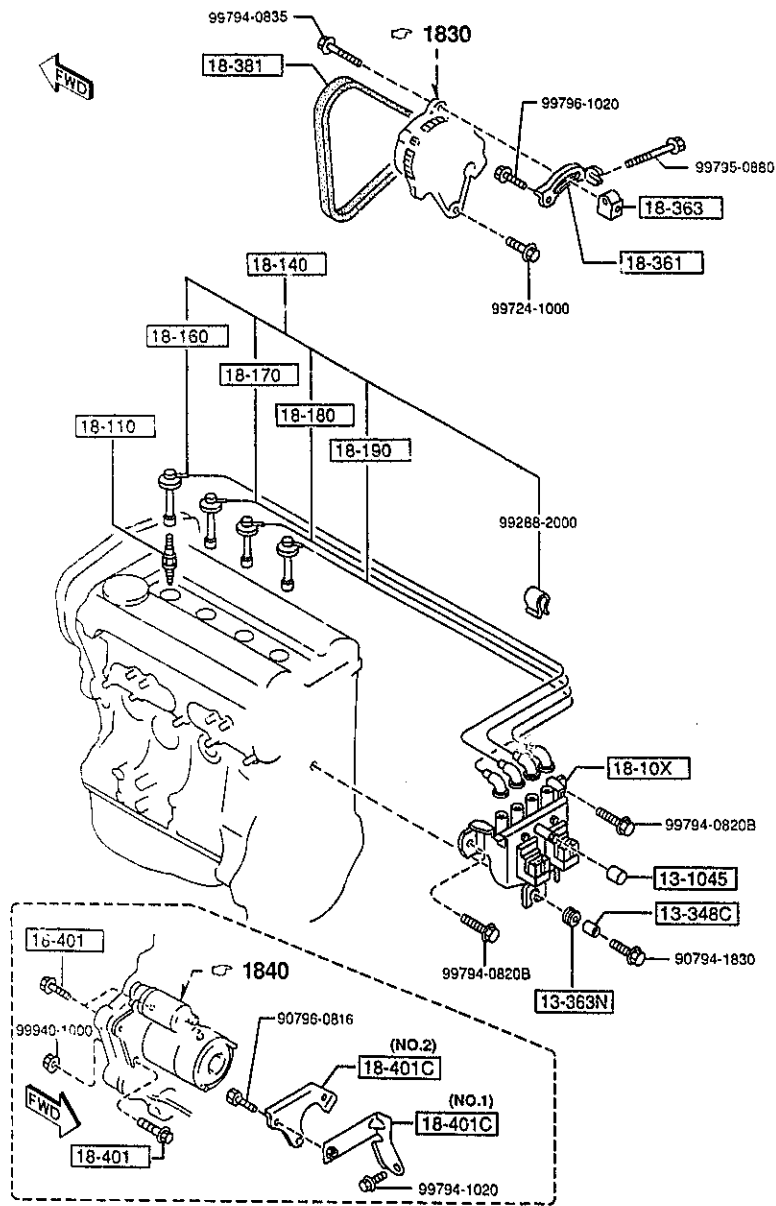
PART NO.	QTY	MODEL/RESTRICTION	MODEL/RESTRICTION	MODEL/RESTRICTION	FROM-TO
13-1045		CAP, BLIND			-5403
JE08-13-104	1				
13-348C		SPACER			
B61P-13-348	1				
13-363N		RUBBER, MOUNTING			
B61P-13-363A	1				
18-10X		COIL & IGNITER			-5403
BPE8-18-10XA	1				
BPE8-18-10XB	1				5403-
18-110		PLUG, SPARK			
BP01-18-110	4	BKR5E-11 NGK (STD.)			
BP02-18-110	4	K16PR-U11 ND (STD.)			
BP03-18-110	4	BKR6E-11 NGK (OPTION COLD TYPE)			
BP04-18-110	4	K20PR-U11 ND (OPTION COLD TYPE)			
18-140		CORD SET, HI. TENSION			
BPE8-18-140A	1				
18-160		CORD NO. 1, HI. TENSION			
BPE8-18-T51	1				
18-170		CORD NO. 2, HI. TENSION			
BPE8-18-T52	1				
18-180		CORD NO. 3, HI. TENSION			
BPE8-18-T53	1				
18-190		CORD NO. 4, HI. TENSION			
BPE8-18-T54A	1				
18-361		STRAP, ALTERNATOR			
B6BF-18-361C	1				
5403 NA35* -619601					

AUNA05

CAT. AUNA05-04

1997-07

1800 ENGINE ELECTRICAL SYSTEM



1800 -2 * ENGINE ELECTRICAL SYSTEM

PART NO.	QTY	MODEL/RESTRICTION	MODEL/RESTRICTION	MODEL/RESTRICTION	FROM-TO
18-363		SPACER, STRAP			
FP01-18-363	1				
18-381		BELT 'V'			
B596-18-381	1	4PK L=885 GOOD YEAR			
B6BF-18-381	1	4PK L=885 BANDO			
18-401		BOLT, STARTER			
B6BG-18-401	3				-5C01
A (B6BG-18-401A)					
*B6BG-18-401A	3				5C01-
18-401C		BRACKET, STARTER			
BPE8-18-410	1	(ILLUST. NO.1) (MT)			
B660-18-411C	1	(ILLUST. NO.2) (MT)			

5C01 NA3** -706448

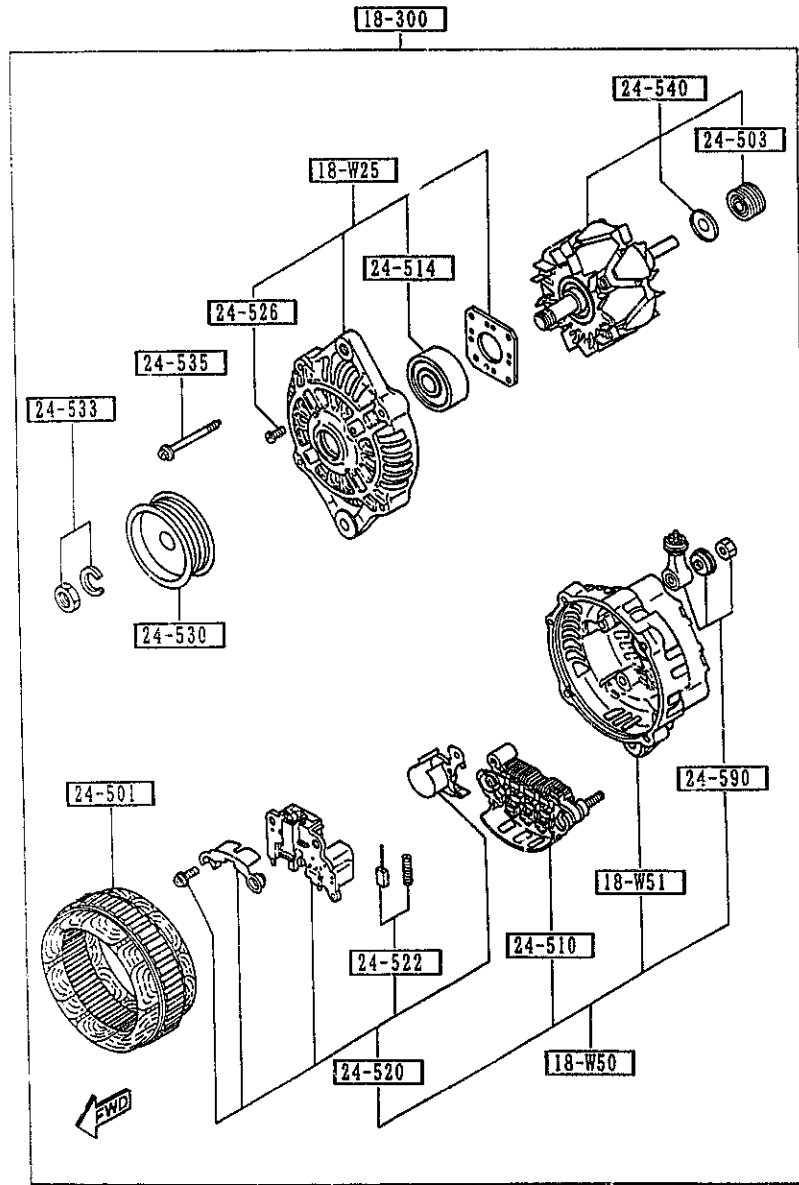
AUNA05

CAT. AUHA05-04

1997-87

1830 ALTERNATOR

1830 -1 ALTERNATOR



PART NO.	QTY	MODEL/RESTRICTION	MODEL/RESTRICTION	MODEL/RESTRICTION	FROM-TO
18-W25		COVER, FRONT-ALTERNATOR			
FS05-18-W25	1				
18-W50		COVER, REAR-ALTERNATOR			
BPE8-18-W50	1				
18-W51		COVER, REAR-ALTERNATOR (G)			
FS05-18-W51	1				
18-300		ALTERNATOR			
BPE8-18-300	1 (MT)				
BPE9-18-300	1 (AT)				
24-501		STATOR			
JE15-18-W45	1				
24-503		BEARING, BALL-ALT. REAR			
N336-18-W36	1				
24-510		RECTIFIER			
BPE8-18-W60	1				
24-514		BEARING, BALL-ALT. FRONT			
PN16-18-W27	1				
24-520		REGULATOR, VOLTAGE			
B64J-18-W70A	1				
24-522		BRUSH			
B3C7-18-W77	2				
24-526		SCREW SET			
RF71-18-W26	1				
24-530		PULLEY			
B3C7-18-W10	1				
24-533		NUT SET			
B3C7-18-W05	1				

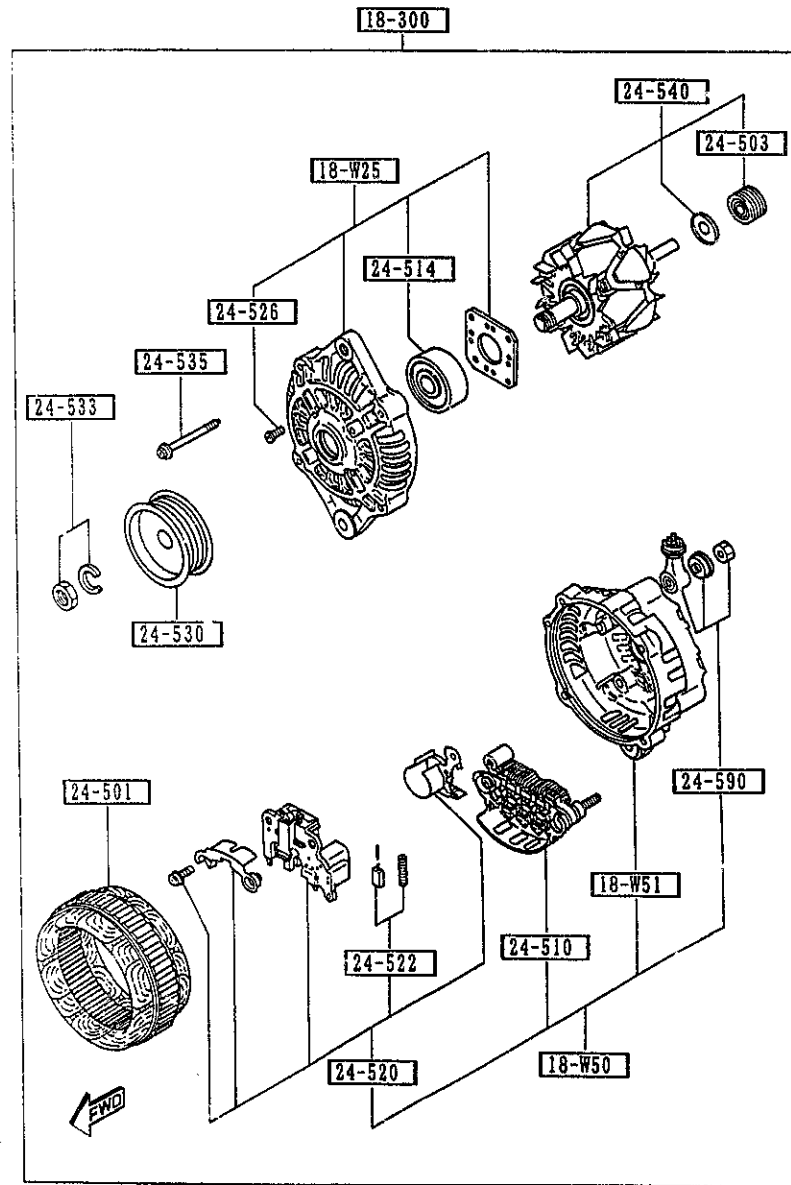
AUNA05

CAT. AUNA05-04

1997-07

1830 ALTERNATOR

1830 -2 * ALTERNATOR



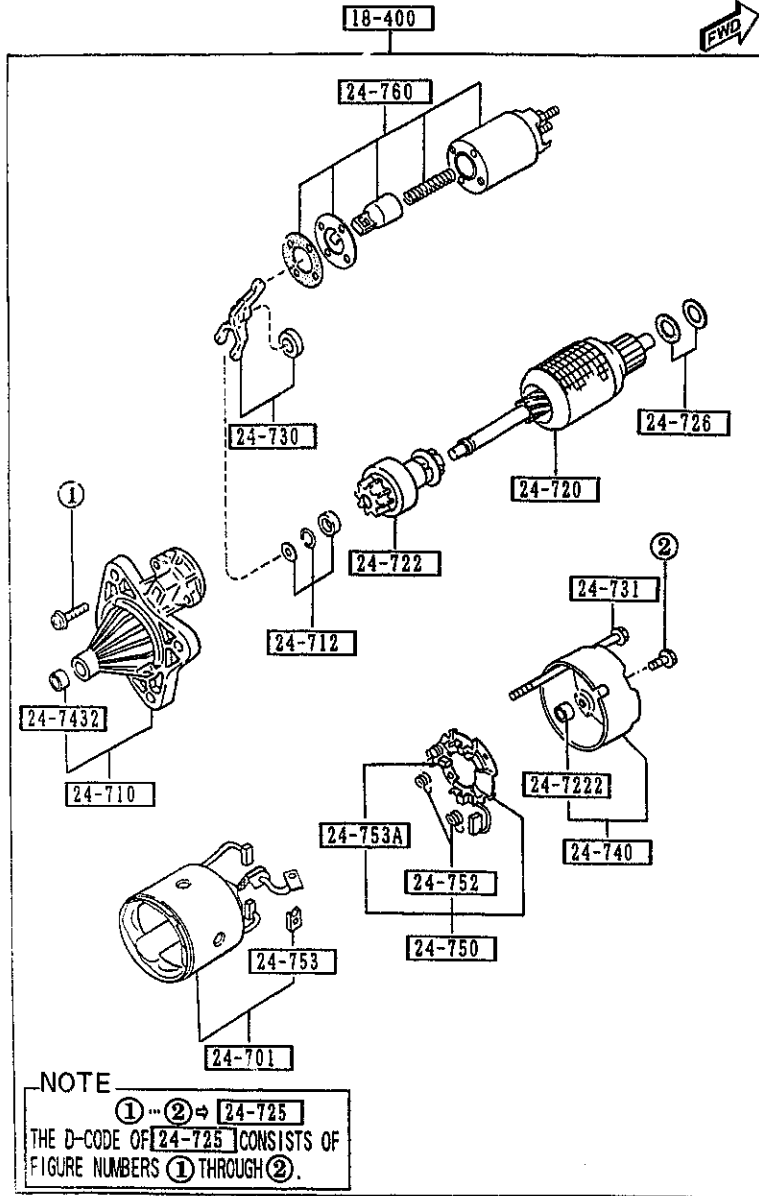
PART NO.	QTY	MODEL/RESTRICTION	MODEL/RESTRICTION	MODEL/RESTRICTION	FROM-TO
24-535		SCREW SET			
RF71-18-W20	1				
24-540		ROTOR			
B366-18-W35D	1 (MT)				
BP03-18-W35	1 (AT)				-4912
F285-18-W35A	1 (AT)				4912-
24-590		TERMINAL SET			
BPD3-18-W80	1				
4912 NA35* -602970					

AUNA05

CAT. AURA05-04

1997-07

1840 STARTER
(MT)

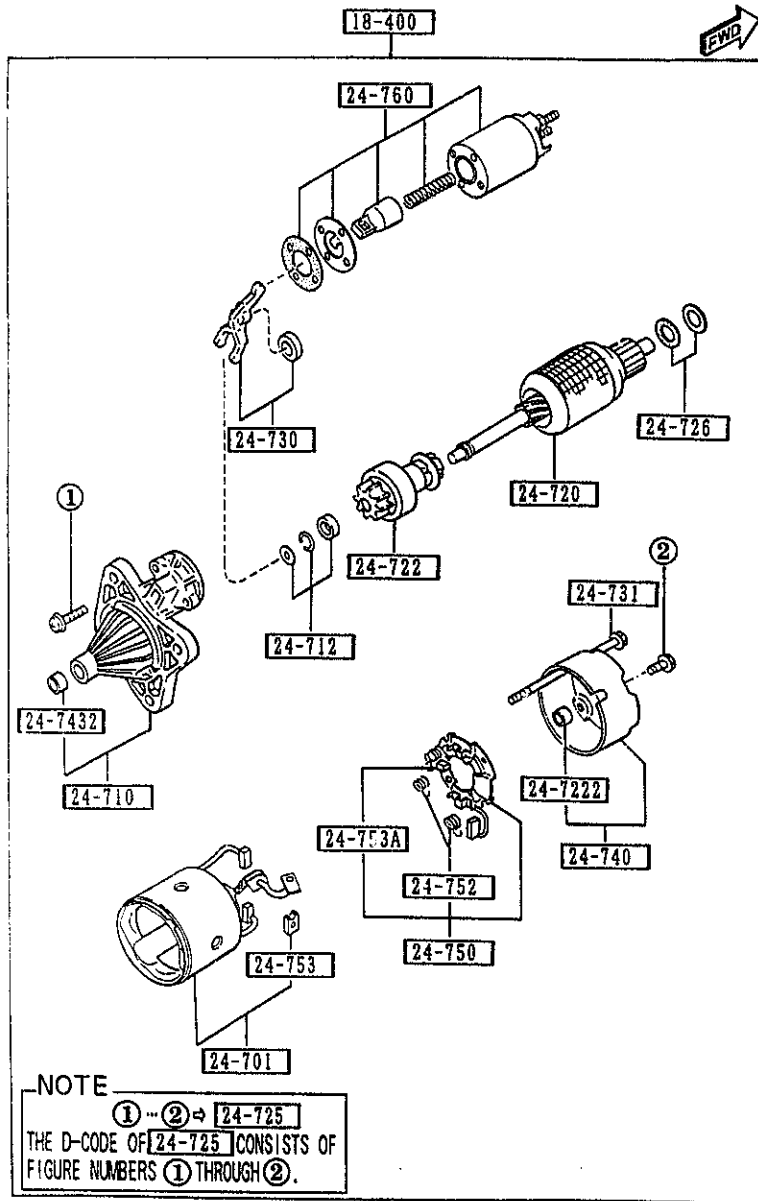


1840 -1 STARTER
(MT)

PART NO.	QTY	MODEL/RESTRICTION	MODEL/RESTRICTION	MODEL/RESTRICTION	FROM-TO
18-400	1	STARTER			
B61R-18-400A		NON ASBESTOS			
24-701	1	YOKE			
B61R-18-X65					
24-710	1	BRACKET, FRONT			
B61R-18-X00					
24-712	1	STOPPER SET			
E356-18-X30					
24-720	1	ARMATURE			
B6S8-18-X60		NON ASBESTOS			
24-722	1	CLUTCH, OVER RUNNING			
B630-18-X45					
24-7222	1	SLEEVE, BEARING-REAR			
E356-18-X81					
24-725	1	SCREW SET			
E356-18-X95		MITSUBISHI			
24-726	1	WASHER SET			
E356-18-X92					
24-730	1	LEVER			
E356-18-X05					
24-731	2	BOLT SET			
B630-18-X90					
24-740	1	BRACKET, REAR			
E356-18-X80					
24-7432	1	SLEEVE, BEARING-FRONT			
F210-18-X01					

1840 STARTER
(MT)

1840 -2 * STARTER
(MT)



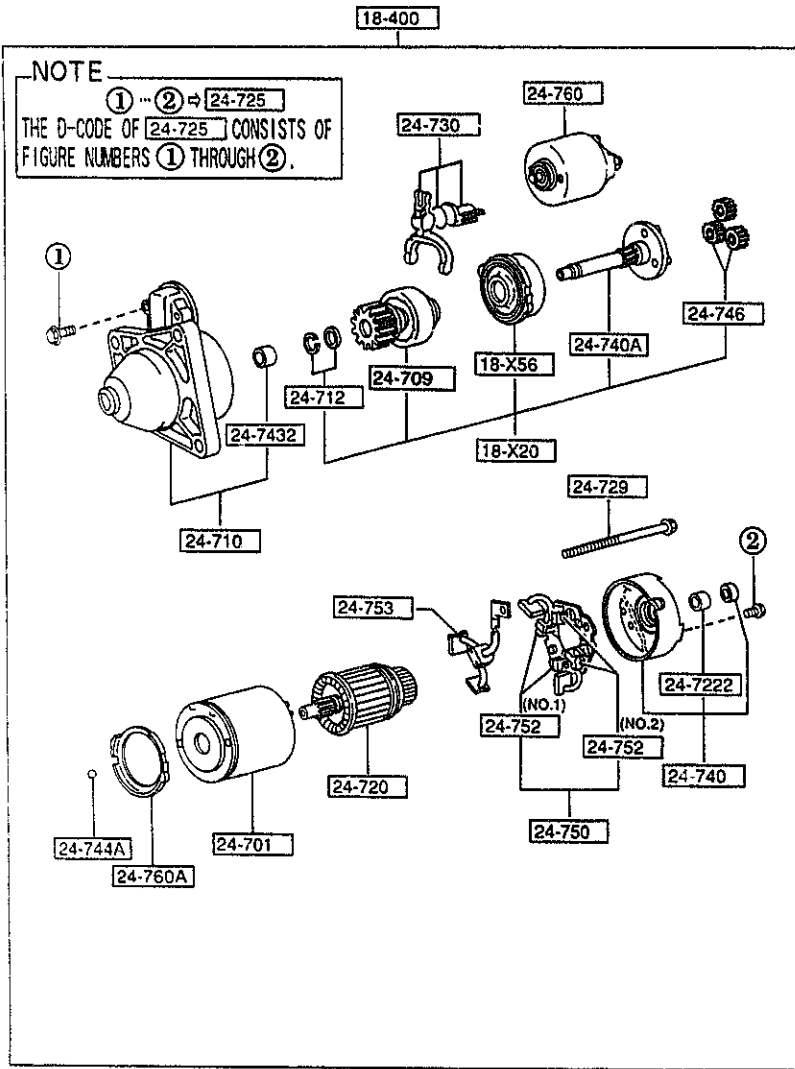
PART NO.	QTY	MODEL/RESTRICTION	MODEL/RESTRICTION	MODEL/RESTRICTION	FROM-TO
24-750		HOLDER, BRUSH			
B61R-18-X70	1				
24-752		SPRING, BRUSH			
0222-24-752A	4				
24-753		BRUSH, YOKE			
B630-18-X66	2				
24-753A		BRUSH			
B660-18-X66	2				
24-760		SWITCH			
E356-18-X10	1				

1840 A STARTER
(AT)

1840 A-1 STARTER
(AT)

FWD

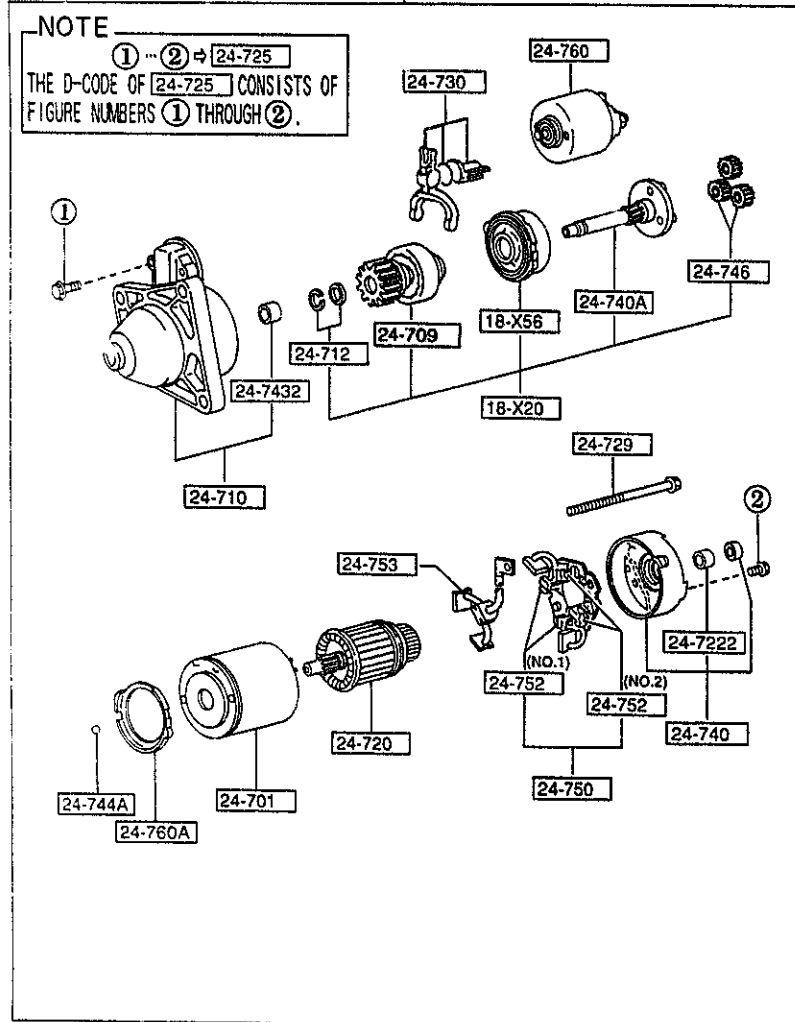
NOTE
① ... ② → 24-725
THE D-CODE OF 24-725 CONSISTS OF
FIGURE NUMBERS ① THROUGH ②.



PART NO.	QTY	MODEL/RESTRICTION	MODEL/RESTRICTION	MODEL/RESTRICTION	FROM-TO
18-X20		SHAFT, PINION			
AM15-18-X20	1				
18-X56		GEAR, INTERNAL-STARTER			
F225-18-X56	1				
18-400		STARTER			
BPE9-18-400	1				
24-701		YOKE			
JF01-18-X65	1				
24-709		PINION			
*AM15-18-X25	1				
24-710		BRACKET, FRONT			
BPE9-18-X00	1				
24-712		STOPPER SET			
N326-18-X30	1	MITSUBISHI			
24-720		ARMATURE			
F214-18-Y60A ANC(AM15-18-X60)	1	NON ASBESTOS			
AM15-18-X60	1				-5C01 5C01-
24-722		SLEEVE, BEARING-REAR			
N326-18-X62A	1	MITSUBISHI			
24-725		SCREW SET			
E356-18-X95	1	MITSUBISHI			
24-729		BOLT			
N326-18-X91	2				
24-730		LEVER			
N326-18-X05	1				
24-740		BRACKET, REAR			
5C01 NA3** -706448					

1840 A STARTER
(AT)

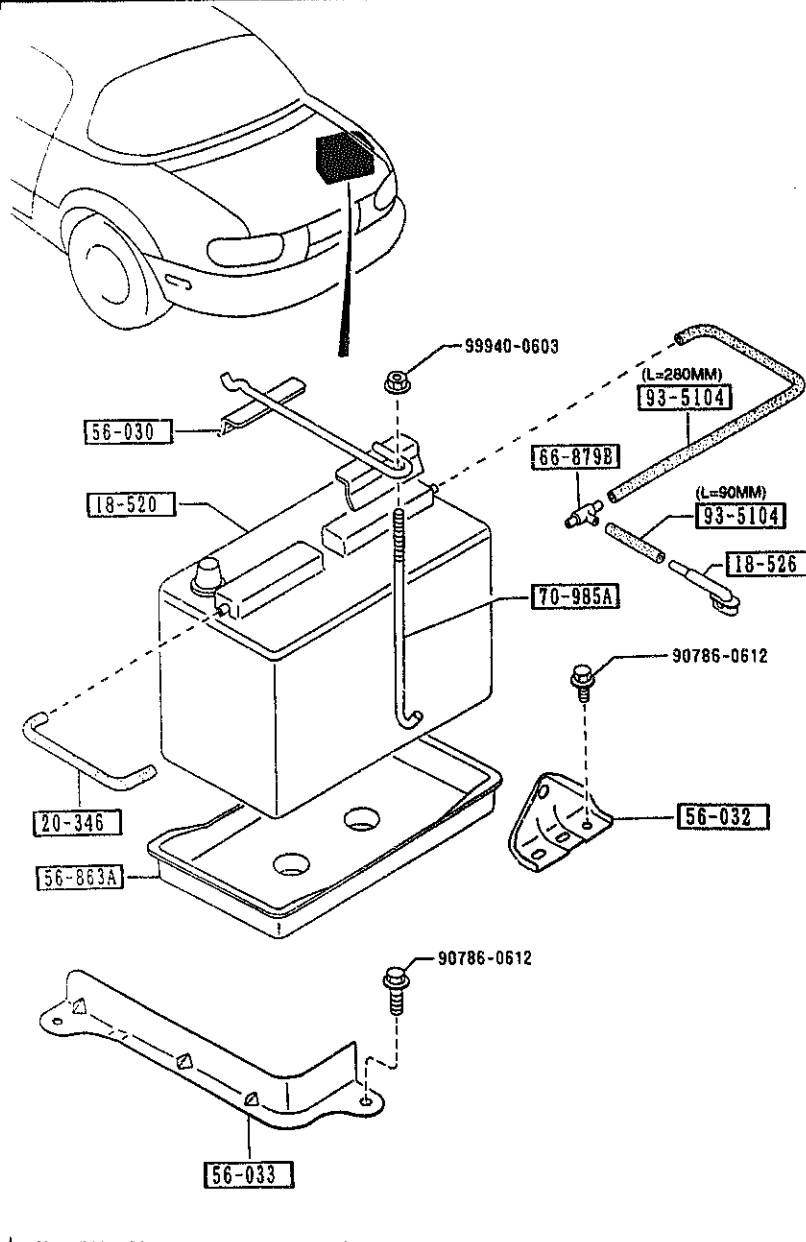
1840 A-2 * STARTER
(AT)



PART NO.	QTY	MODEL/RESTRICTION	MODEL/RESTRICTION	MODEL/RESTRICTION	FROM-TO
CONT'D					
JF01-18-X80A	1				
24-740A		SHAFT			
F214-18-X40	1				
24-7432		SLEEVE, BEARING-FRONT			
E356-18-X01	1	MITSUBISHI			
24-744A		BALL, STEEL			
N326-18-X93	1	MITSUBISHI			
24-746		GEAR			
N326-18-X57	3	MITSUBISHI			
24-750		HOLDER, BRUSH			
F214-18-X70	1				-6301
*F2D4-18-X70	1				6301-
24-752		SPRING, BRUSH			
N318-18-X71	2	(ILLUST. NO. 1)			
N326-18-X71	2	(ILLUST. NO. 2)			
24-753		BRUSH, YOKE			
F214-18-X66	1				-6301
*F2D4-18-X66	1				6301-
24-760		SWITCH			
E356-18-X10	1				-5C01
BPD4-18-X10	1				5C01-
24-760A		GASKET			
N326-18-X87	1				

5C01 NA3** -706448
6301 NA3** -714662

1850 BATTERY



1850 -1 * BATTERY

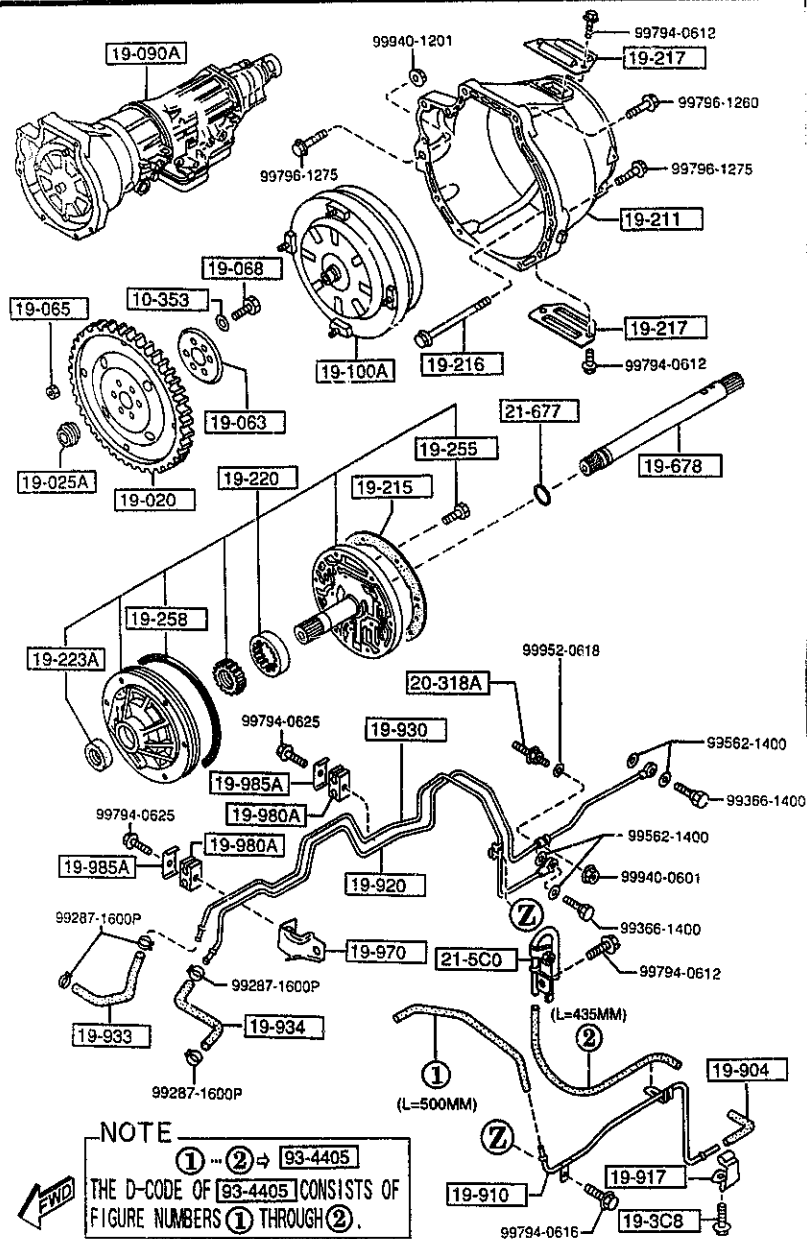
PART NO.	QTY	MODEL/RESTRICTION	MODEL/RESTRICTION	MODEL/RESTRICTION	FROM-TO
18-520	1	BATTERY			
B6AC-18-520		S46A24L(S) PANASONIC			
18-526	1	CONNECTOR, TUBE-BATTERY			
B61P-18-526					
20-346	1	TUBE, VACUUM			
B61P-18-524					
56-030	1	CLAMP, BATTERY			
NA01-56-03XA					
56-032	1	BRACKET, BATTERY CLAMP			-4801
NA01-56-032A AN(NA01-56-032B)					4801-
NA01-56-032B	1				
56-033	1	BRACKET, STOPPER-BATTERY			-4801
NA01-56-033A AN(NA01-56-033B)					4801-
NA01-56-033B	1				
56-863A	1	TRAY, BATTERY			
B095-56-032					
66-879B	1	JOINT			
0813-66-879					
70-985A	1	BOLT, CLAMP			
0259-54-292A					
93-5104	1	HOSE			
99351-04999		L=1M CUT IT TO USE			
4801 NA35* -606043					

AUNA05

CAT. AUNA05-04

1997-07

1910

**AUTOMATIC TRANSMISSION TORQUE CONVERTER,
OIL PUMP & PIPINGS**


AUNA05

1910 -1

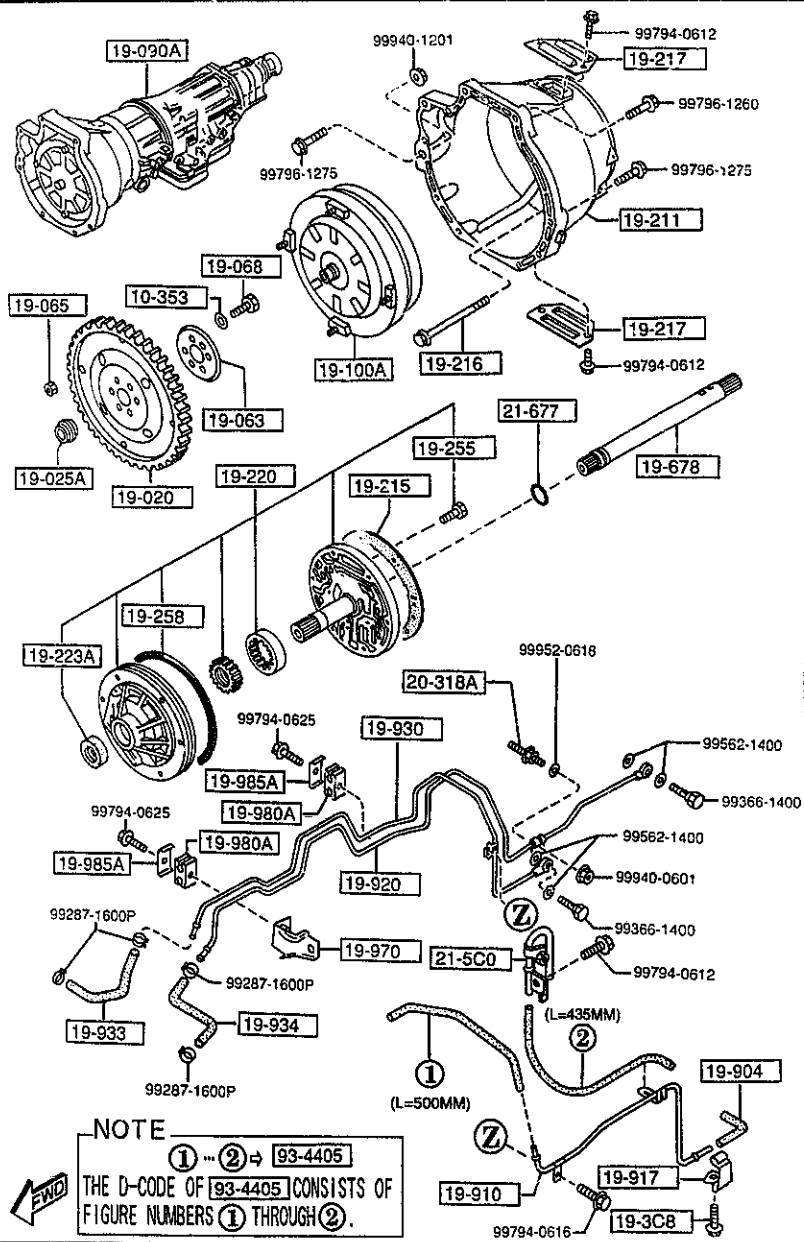
AUTOMATIC TRANSMISSION TORQUE CONVERTER, OIL PUMP & PIPINGS

PART NO.	QTY	MODEL/RESTRICTION	MODEL/RESTRICTION	MODEL/RESTRICTION	FROM-TO
10-353		WASHER, PLAIN			
0290-10-353	6				
19-020		PLATE, DRIVE			
BU55-19-020	1				
19-025A		ADAPTER, DRIVE PLATE			
FU60-19-025	1				
19-063		PLATE, BACKING			
FT31-19-063	1				
19-065		NUT			
FU51-19-065	4				
19-068		BOLT, LOCK			
FT31-19-064	6				
19-090A		T/MISSION CPT.			
N451-19-090C	1				
19-100A		CONVERTER, TORQUE			
BU55-19-100	1				
19-211		HOUSING, CONVERTER			
BU55-19-211	1				
19-215		GASKET, OIL PUMP NON ASBESTOS			
BU46-19-215	1				
19-216		BOLT			
BU01-19-216	6				
19-217		COVER, BLIND			
BU55-19-217	2				
19-220		PUMP, OIL			
N451-19-220	1				
19-223A		SEAL, OIL			

CAT. AUNA05-04

1997-07

1910

**AUTOMATIC TRANSMISSION TORQUE CONVERTER,
OIL PUMP & PIPINGS**


AUNA05

1910 -2

AUTOMATIC TRANSMISSION TORQUE CONVERTER, OIL PUMP & PIPINGS

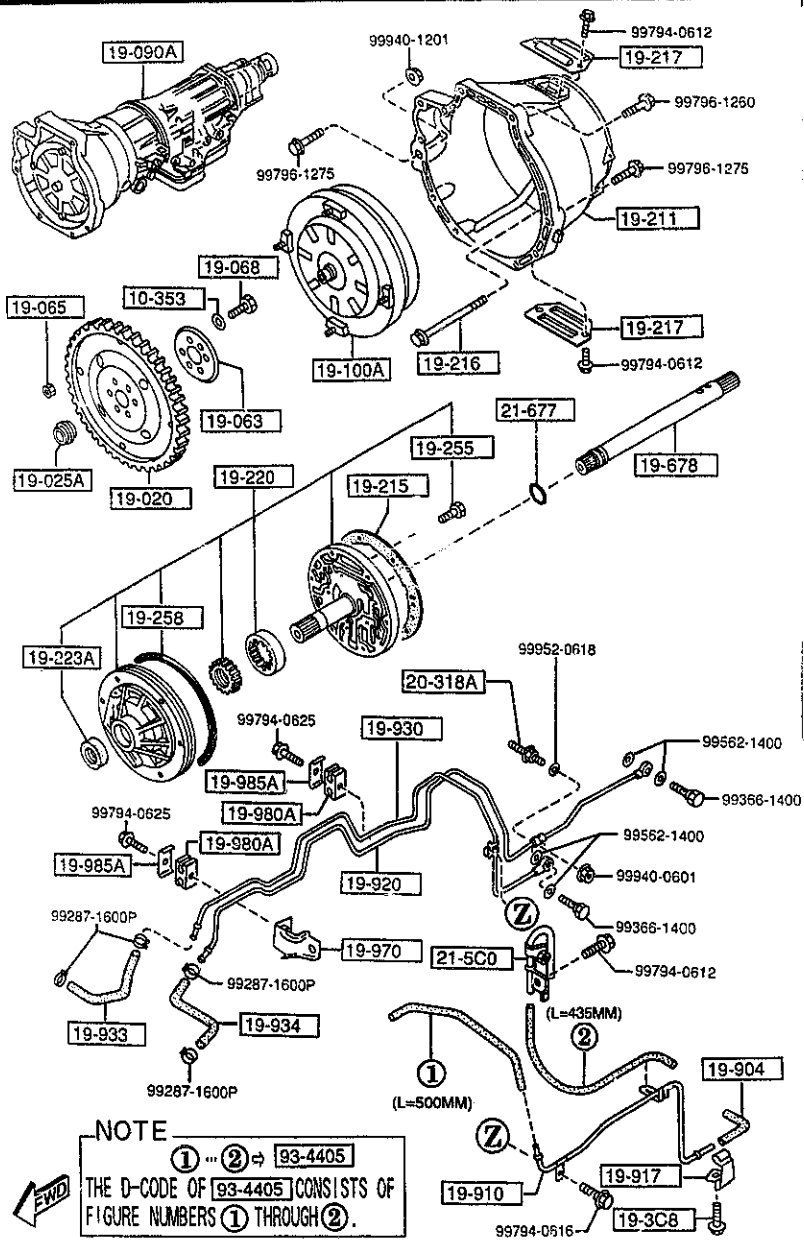
PART NO.	QTY	MODEL/RESTRICTION	MODEL/RESTRICTION	MODEL/RESTRICTION	FROM-TO
CONT'D					
0338-19-223A	1	NOK			
↑ 19-255 ↓		BOLT			
0338-19-255	5				
↑ 19-258 ↓		SEAL, CUT RING			
0338-19-258	1				
↑ 19-3C8 ↓		BOLT, BAFFLE PLATE			
BU55-19-3C8	1	L=12MM			
↑ 19-678 ↓		SHAFT, INPUT			
N451-21-678	1				
↑ 19-904 ↓		HOSE, VACUUM			
0338-19-904A	1				
↑ 19-910 ↓		PIPE, VACUUM			
BU55-19-910A	1				
↑ 19-917 ↓		CLIP			
0436-19-917	1				
↑ 19-920 ↓		PIPE, OIL			
N451-19-920	1				
↑ 19-930 ↓		PIPE, OIL			
N452-19-930	1				
↑ 19-933 ↓		HOSE, OIL			
BU55-19-933A	1				
↑ 19-934 ↓		HOSE, OIL			
BU55-19-934A	1				
↑ 19-970 ↓		BRACKET			
BU55-19-970A	1				
↑ 19-980A ↓		SUPPORT, OIL PIPE			
BU29-19-980	2				

CAT. AUNA05-04

1997-07

1-K-7

1910 AUTOMATIC TRANSMISSION TORQUE CONVERTER,
OIL PUMP & PIPINGS



1910 -3 * AUTOMATIC TRANSMISSION TORQUE CONVERTER, OIL PUMP & PIPINGS

PART NO.	QTY	MODEL/RESTRICTION	MODEL/RESTRICTION	MODEL/RESTRICTION	FROM-TO
19-985A		CLIP,OIL PIPE			
BU29-19-985	2				
20-318A		BOLT			
BU27-19-838	1				
21-5C0		BREATHER			
N451-21-5C0	1				
21-677		RING,'O'			
BU01-21-677	1				
93-4405		HOSE			
99344-05150	1	L=15M CUT IT TO USE			

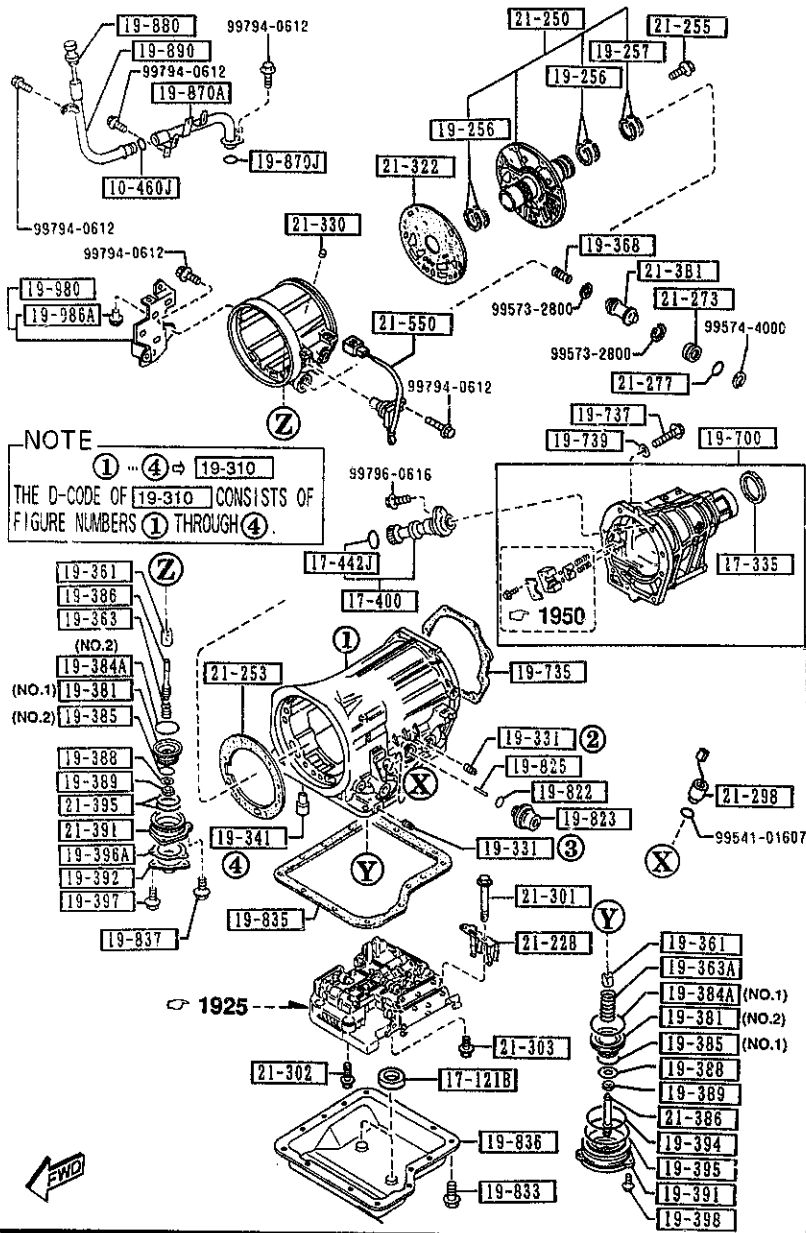
AUNA05

CAT. AUNA05-04

1997-07

1920 AUTOMATIC TRANSMISSION CASE & MAIN CONTROL SYSTEM

1920 -1 AUTOMATIC TRANSMISSION CASE & MAIN CONTROL SYSTEM



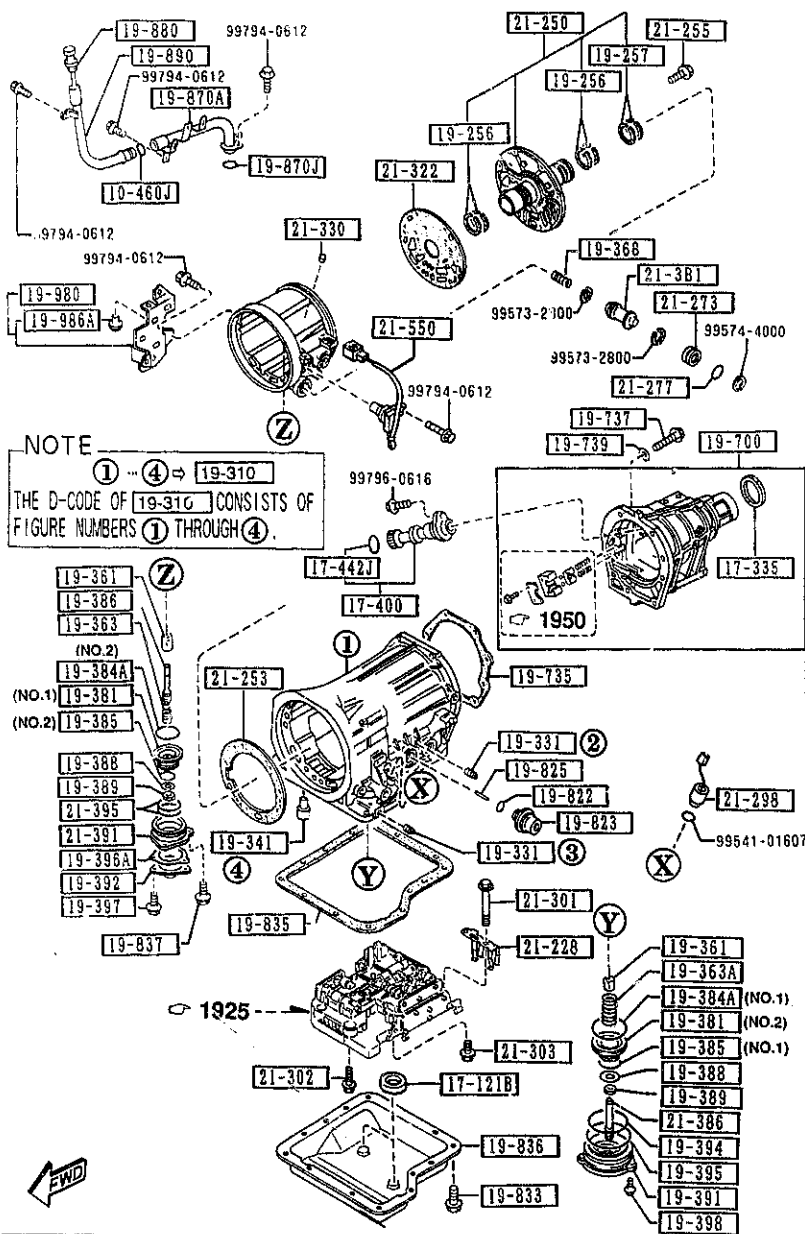
PART NO.	QTY	MODEL/RESTRICTION	MODEL/RESTRICTION	MODEL/RESTRICTION	FROM-TO
10-460J		RING, 'O'			
99541-01201	1				
17-121B		MAGNET			
F401-17-121	2				
17-335		SEAL, OIL			
M507-17-335A	1				
17-400		GEAR SET, DRIVEN-SPEE			
N451-17-400	1				
17-442J		RING, 'O'			
1011-17-443	1				
19-256		RING, SEAL			
BU01-19-256	4				
19-257		RING, SEAL			
BU01-19-257	2				
19-310		CASE, T/MISSION			
N451-19-310	1				
19-331		PLUG, SQUARE HEAD			
0338-19-331A	2				
19-341		BOLT, ANCHOR END			
0338-19-341	1				
19-361		STRUT, BAND			
0338-19-361B	2				
19-363		SPRING, PISTON RETURN			
F740-19-363	1				
19-363A		SPRING, PISTON RETURN			
BU10-19-363	1				
19-368		SPRING, CUSHION-PSTN. STEM			
BU20-19-368	1				

AUNA05

CAT. AUNA05-04

1997-07

1-M 7



PART NO.	QTY	MODFL/RESTRICTION	MODEL/RESTRICTION	MODEL/RESTRICTION	FROM-TO
19-381		PISTON,BAND SERVO			
BV03-19-381	1	(ILLUST. NO.1)			
N451-19-381	1	(ILLUST. NO.2)			
19-384A		SEAL,PISTON			
BU10-19-384	1	(ILLUST. NO.1)			
BU55-19-384	1	(ILLUST. NO.2)			
19-385		SEAL,PISTON			
BU05-19-385	1	D=49,4MM (ILLUST. NO.1)			
0842-19-385	1	D=36MM (ILLUST. NO.2)			
19-386		STEM,PISTON			
0338-19-386A	1				
19-388		WASHER,PLAIN			
0338-19-388A	2				
19-389		NUT			
0338-19-389	2				
19-391		RETAINER,SERVO			
N451-19-391	1				
19-392		COVER,SERVO			
1758-19-392A	1				
19-394		SEAL,LATHE CUT			
0842-19-394	1				
19-395		RING,*Ø*			
0338-19-395	1				
19-396A		GASKET			
BU46-19-396A	1	NON ASBESTOS			
19-397		BOLT			
1758-19-397	5				

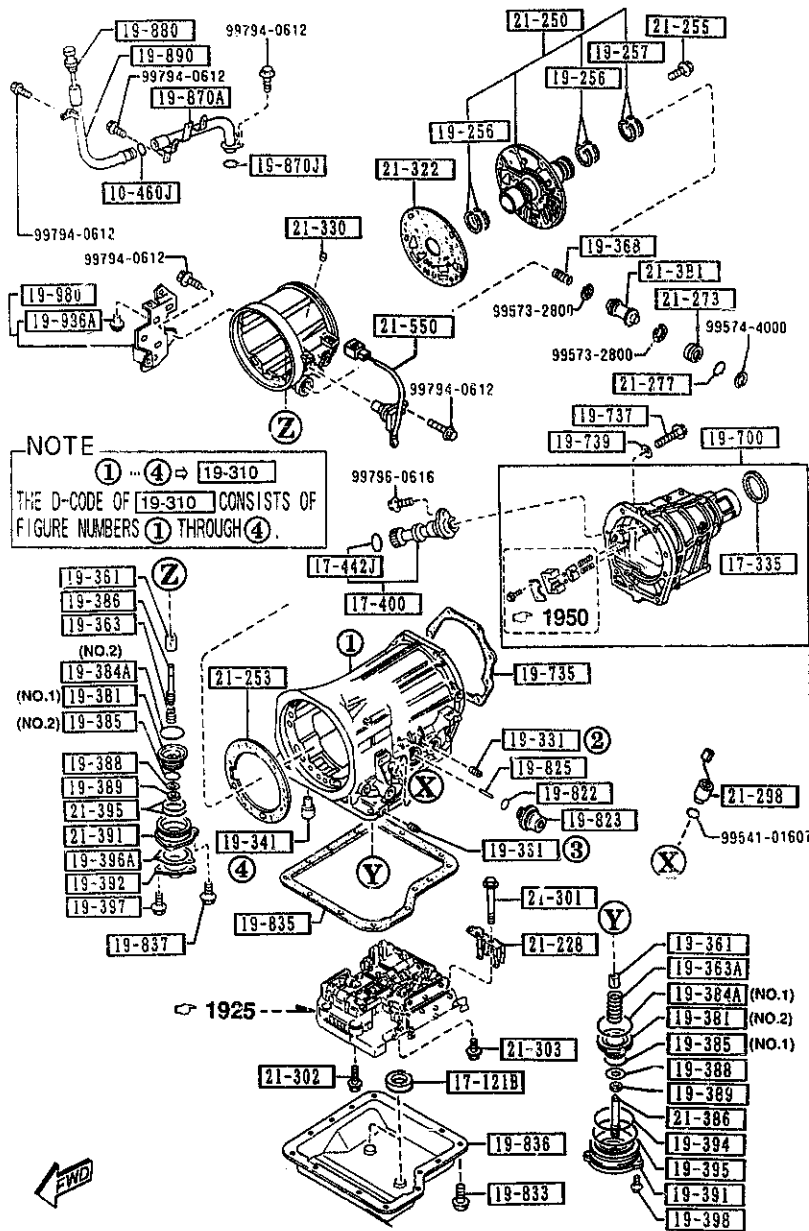
AUNA05

CAT. AUNA05-04

1997-07

1920 AUTOMATIC TRANSMISSION CASE & MAIN CONTROL SYSTEM

1920 -3 AUTOMATIC TRANSMISSION CASE & MAIN CONTROL SYSTEM



PART NO.	QTY	MODEL/RESTRICTION	MODEL/RESTRICTION	MODEL/RESTRICTION	FROM-TO
19-398		BOLT			
0338-19-398	3				
19-700		HOUSING, EXTENSION			
BUY2-19-7A0	1				
19-735		GASKET, EXTENSION			
BT28-19-735	1	NON ASBESTOS			
19-737		BOLT			
BV12-19-737	8				
19-739		WASHER, PLAIN			
BV40-19-739	8				
19-822		SEAL, O-RING			
0338-19-822	1				
19-823		DIAPHRAGM, VACUUM			
BT07-19-823	1				
19-825		ROD, DIAPHRAGM			
BU55-19-825	1	L=29.75MM			
0338-19-825	1	L=30.0MM			
0338-19-826	1	L=31.0MM			
0338-19-827	1	L=30.5MM			
0338-19-828	1	L=29.0MM			
0338-19-829	1	L=29.5MM			
19-833		BOLT, CONTROL VALVE			
BU91-19-833	13	L=15MM			
19-835		GASKET, OIL PAN			
BT28-19-835	1	NON ASBESTOS			

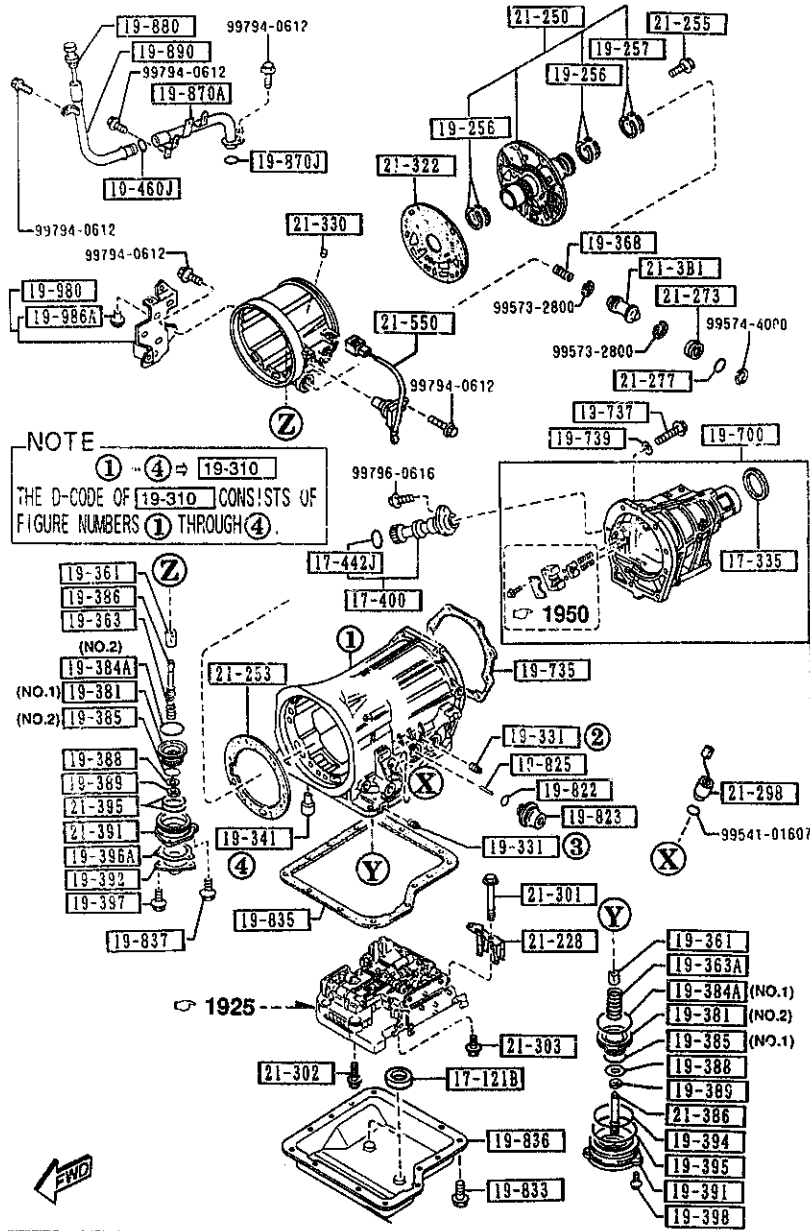
AUNA05

CAT. AUNA05-04

1997-07

1920 AUTOMATIC TRANSMISSION CASE & MAIN CONTROL SYSTEM

1920 -4 AUTOMATIC TRANSMISSION CASE & MAIN CONTROL SYSTEM



PART NO.	QTY	MODEL/RESTRICTION	MODEL/RESTRICTION	MODEL/RESTRICTION	FROM-TO
19-836		PAN,OIL			
BV01-19-836	1				
19-837		BOLT,OIL PAN			
0338-19-837	3				
19-870A		TUBE,FILLER			
BU55-19-870	1				
19-870J		RING,'O'			
99541-01601	1				
19-880		GAUGE,OIL LEVEL			
BV55-19-880A	1				
19-890		TUBE,OIL FILTER-UPPER			
BU55-19-890	1				
19-980		BRACKET			
BU55-19-980A	1				
19-986A		BUSH,RUBBER			
BV01-19-986	1				
21-228		HOLDER,SOCKET			
BV01-21-228A	1				
21-250		SUPPORT,DRUM			
BV01-21-250A	1				
21-253		GASKET,DRUM SUPPORT NON ASBESTOS			
BU46-21-2F3	1				
21-255		BOLT			
BU01-21-255	5				
21-273		PLUG,ACCUMULATOR			
BU01-21-273	1				
21-277		RING,'O'			

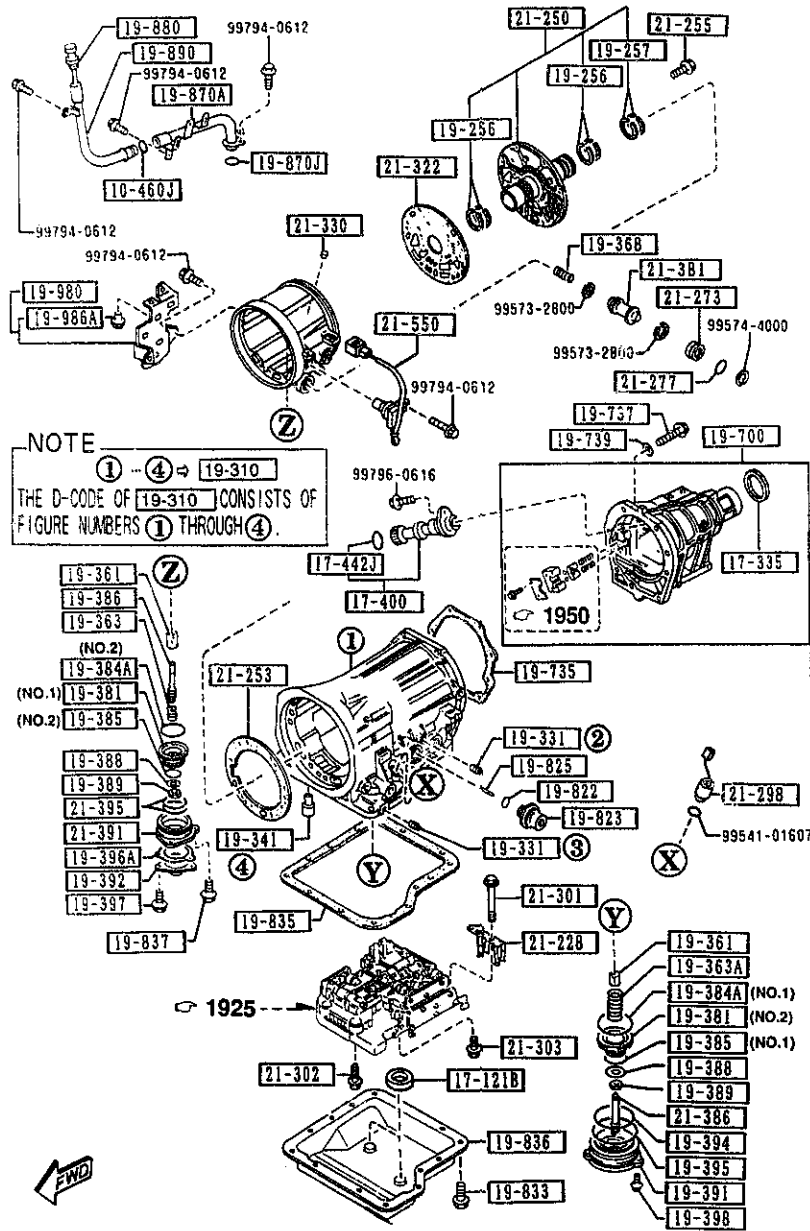
AUNA05

CAT. AUNA05-04

1997-07

1920 AUTOMATIC TRANSMISSION CASE & MAIN CONTROL SYSTEM

1920 -5 * AUTOMATIC TRANSMISSION CASE & MAIN CONTROL SYSTEM



PART NO.	QTY	MODEL/RESTRICTION	MODEL/RESTRICTION	MODEL/RESTRICTION	FROM-TO
CONT'D					
BU01-21-277	1				
21-298		COUPLER, SOLENOID VALVE			
BV09-21-2K0	1				
21-3B1		PISTON, ACCUMULATOR			
N451-21-3B1	1				
21-301		BOLT, CONTROL VALVE			
BV01-21-301	2				
21-302		BOLT, CONTROL VALVE			
BV01-21-302	4				
21-303		BOLT, CONTROL VALVE			
BV01-21-303	1				
21-322		GASKET, O/DRIVE CASE			
BU46-21-3C2	1				
21-330		VALVE, ONE WAY			
BV01-21-330	1				
21-386		STEM, PISTON BAND			
BU01-21-386	1				
21-391		RETAINER, SERVO			
BV02-21-391	1				
21-395		RING, 'O'			
BU01-21-395	2				
21-550		GENERATOR, PULSE			
N451-21-550A	1				

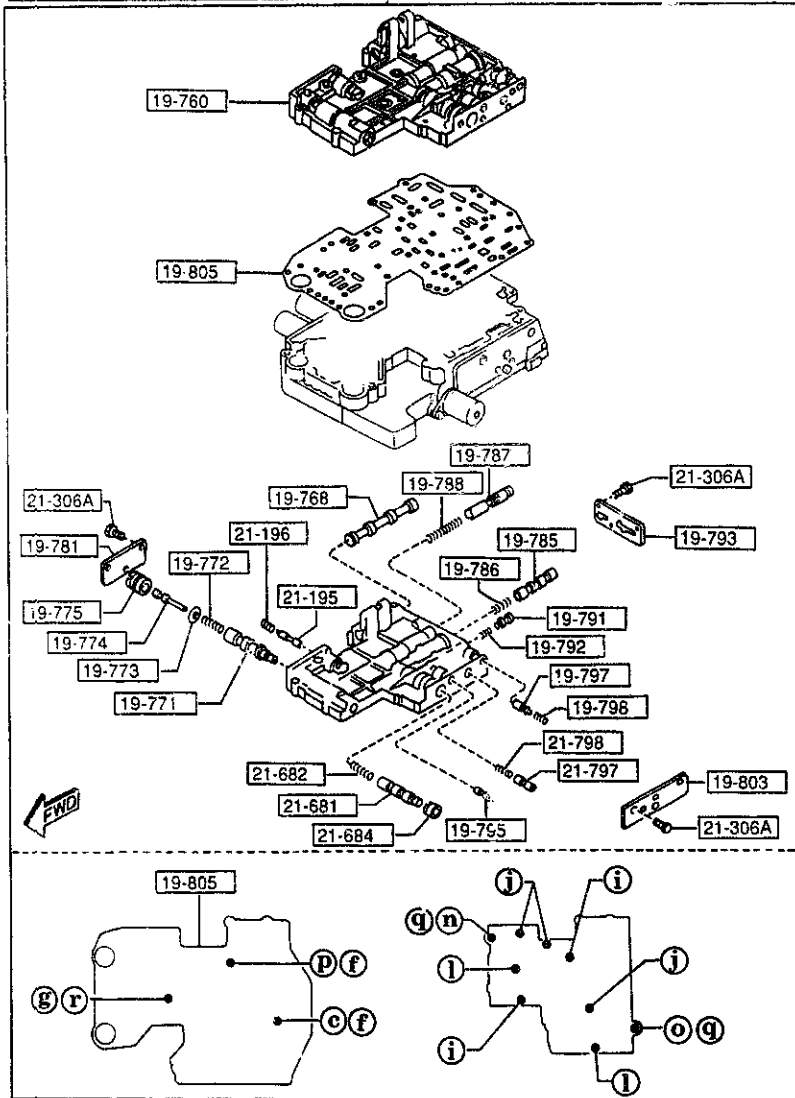
AUNA05

CAT. AUNA05-04

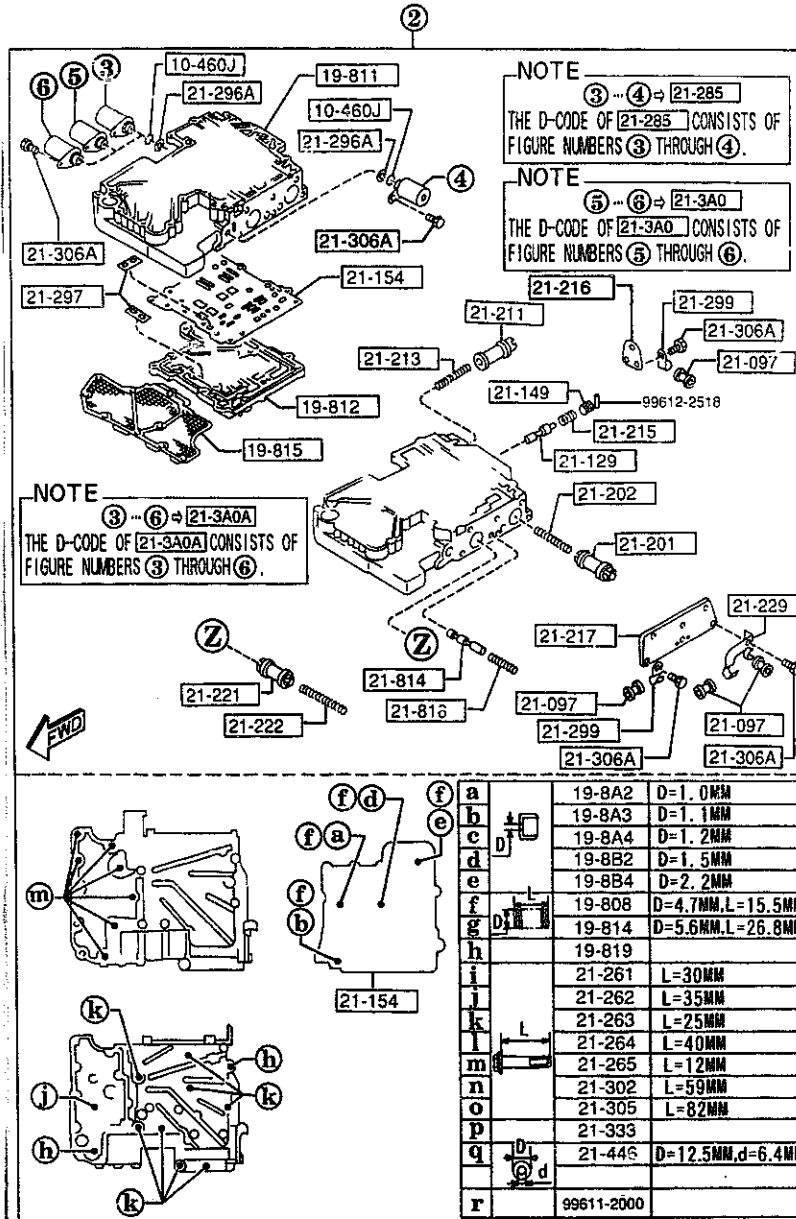
1997-07

NOTE

① ... ② → 19-750
 THE D-CODE OF 19-750 CONSISTS OF FIGURE NUMBERS ① THROUGH ②.



AUNA05



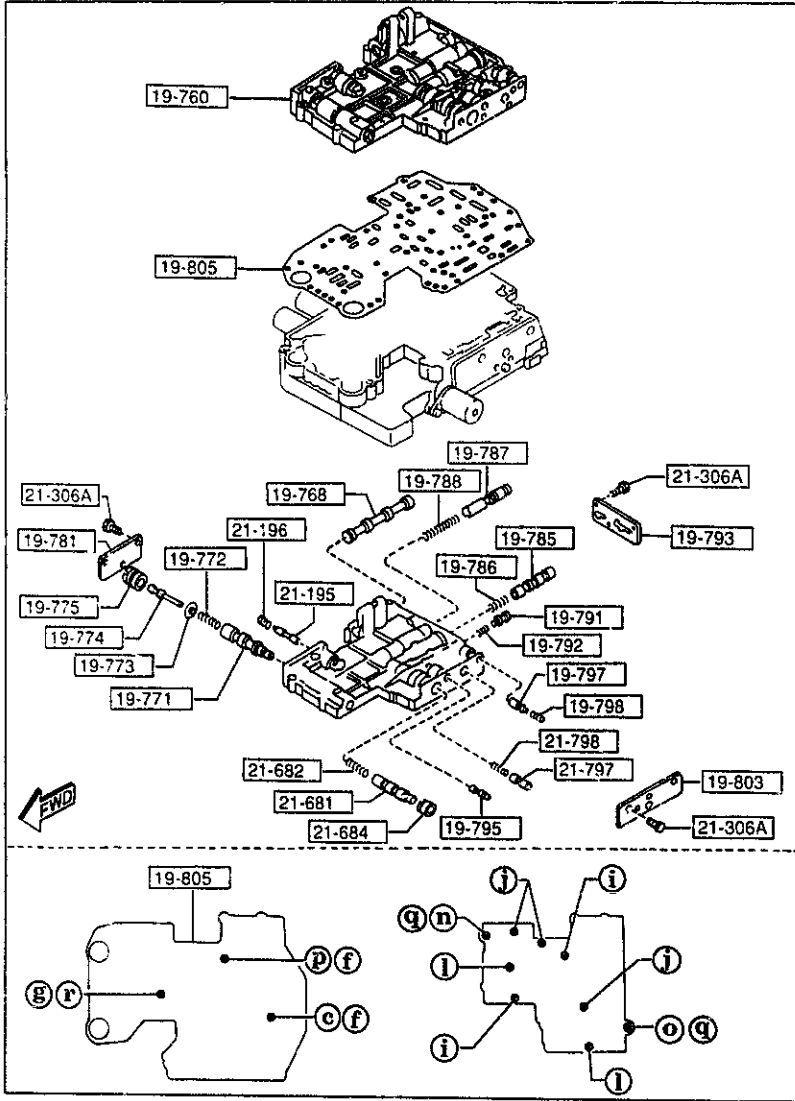
AUNA05

a	19-8A2	D=1.0MM
b	19-8A3	D=1.1MM
c	19-8A4	D=1.2MM
d	19-8B2	D=1.5MM
e	19-8B4	D=2.2MM
f	19-808	D=4.7MM, L=15.5MM
g	19-814	D=5.6MM, L=26.8MM
h	19-819	
i	21-261	L=30MM
j	21-262	L=35MM
k	21-263	L=25MM
l	21-264	L=40MM
m	21-265	L=12MM
n	21-302	L=59MM
o	21-305	L=82MM
p	21-333	
q	21-446	D=12.5MM, d=6.4MM
r	99611-2000	

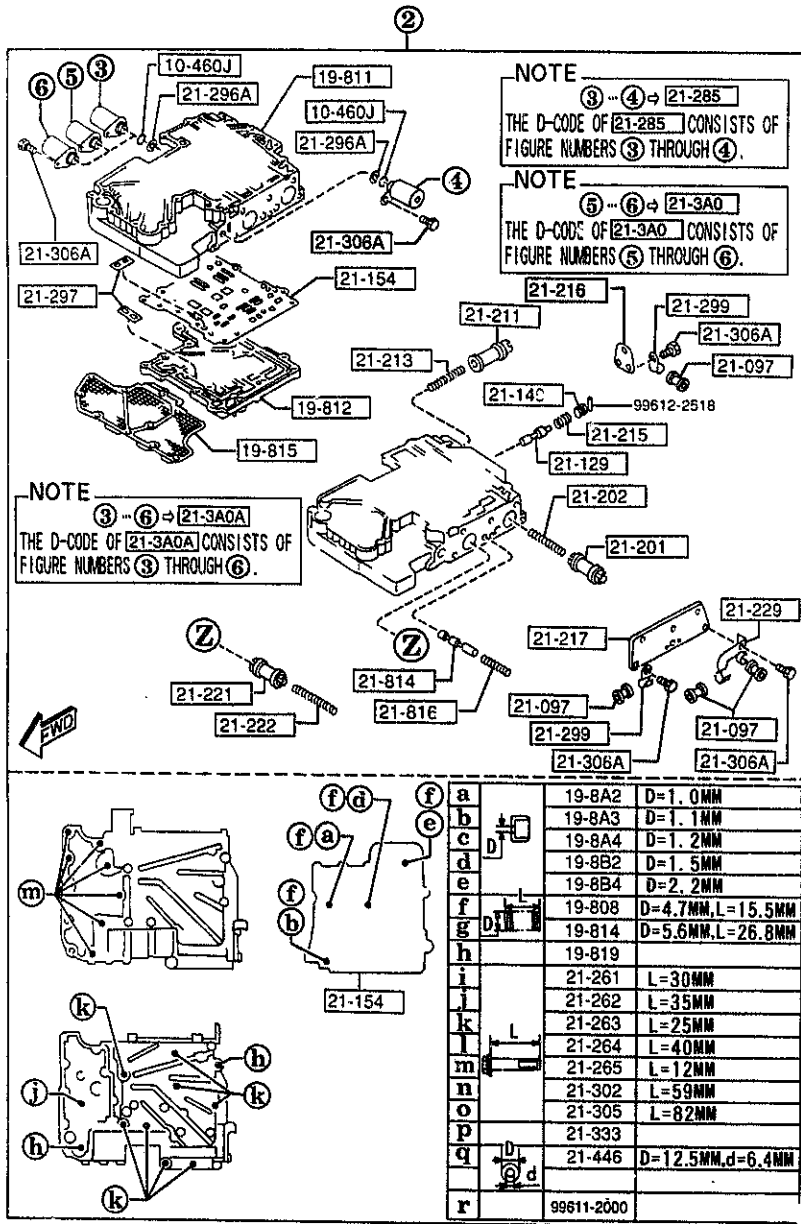
(1/2)

NOTE

① ... ② ⇨ 19-750
 THE D-CODE OF 19-750 CONSISTS OF
 FIGURE NUMBERS ① THROUGH ②.



PART NO.	QTY	MODEL/RESTRICTION	MODEL/RESTRICTION	MODEL/RESTRICTION	FROM-TO
10-460J		RTNG, '0'			
99541-00707	4				-6110
19-750		VALVE, CONTROL			
N451-19-750	1				
19-760		BODY, CONTROL VALVE-U			
BV01-19-760F	1				
19-768		VALVE, MANUAL			
BU91-19-768	1				
19-771		VALVE, REGULATOR			
BV01-19-771	1				
19-772		SPRING, REGULATOR			
0338-19-772	1				
19-773		SEAL, REGULATOR SPRIN			
0338-19-773	1				
19-774		PLUG, REGULATOR			
N451-19-774	1				
19-775		SLEEVE, REGULATOR PLU			
N451-19-775	1				
19-781		PLATE, SIDE 'D'			
1758-19-781	1				
19-785		VALVE, 1-2 SHIFT			
BV01-19-785	1				
19-786		SPRING, 1-2 SHIFT			
BV11-19-527	1				
19-787		VALVE, 2-3 SHIFT			
N451-19-787	1				
19-738		SPRING, 2-3 SHIFT			
N451-19-788	1				
6110 NA3** -709212					



PART NO.	QTY	MODEL/RESTRICTION	MODEL/RESTRICTION	MODEL/RESTRICTION	FROM-TO
19-791		VALVE,MODIFIER			
0338-19-791A	1				
19-792		SPRING,MODIFIER			
BV01-19-792	1				
19-793		PLATE,SIDE'A'			
BV01-19-793	1				
19-795		VALVE,THROTTLE			
N451-19-795	1				
19-797		VALVE,THROTTLE BACK-UP			
BV01-19-797A	1				
19-798		SPRING,THROTTLE BACK-UP			
N451-19-798	1				
19-8A2		VALVE,ORIFICE CHECK			
BV01-19-8A2	1				
19-8A3		VALVE,ORIFICE CHECK			
BV01-19-8A3	1				
19-8A4		VALVE,ORIFICE CHECK			
BV01-19-8A4	1				
19-8B2		VALVE,ORIFICE CHECK			
BV01-19-8B2	1				
19-8B4		VALVE,ORIFICE CHECK			
BV01-19-8B4	1				
19-803		PLATE,SIDE'B'			
BV01-19-803	1				
19-805		PLATE,SEPARATOR			
BV17-19-805	1				
19-808		SPRING			
0338-19-808	6				

AUNA05

CAT. AUNA05-04

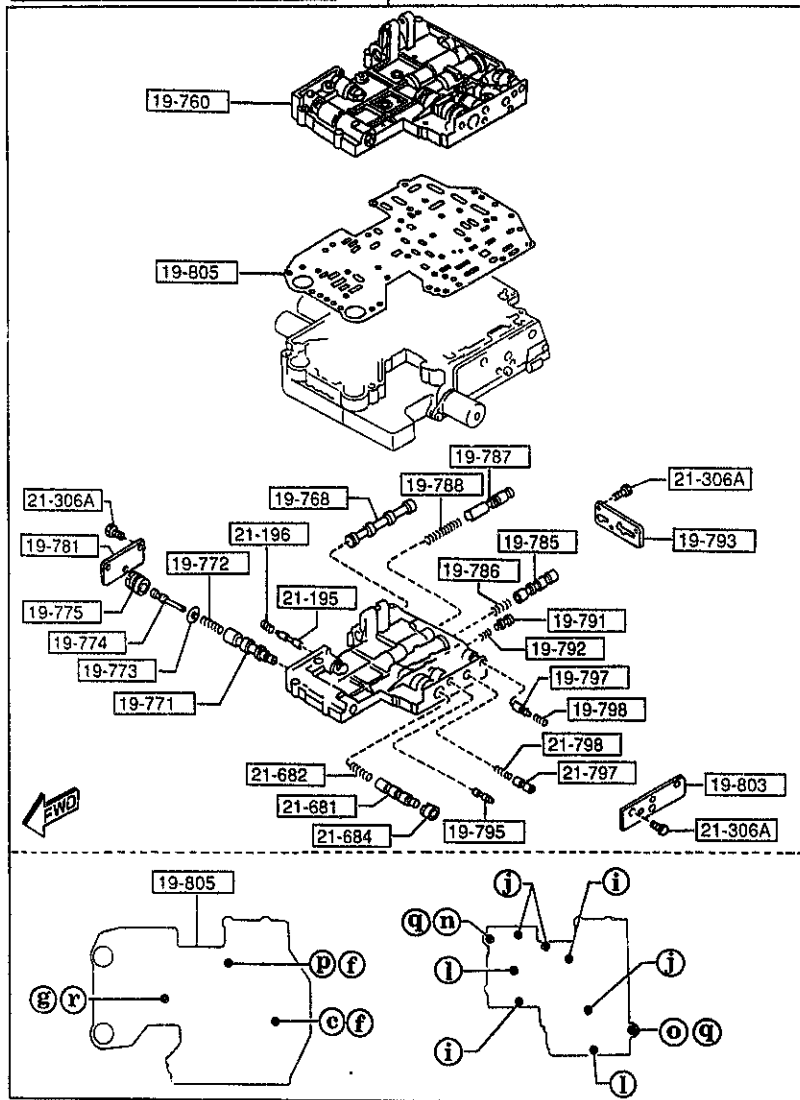
1997-07

1-H 8

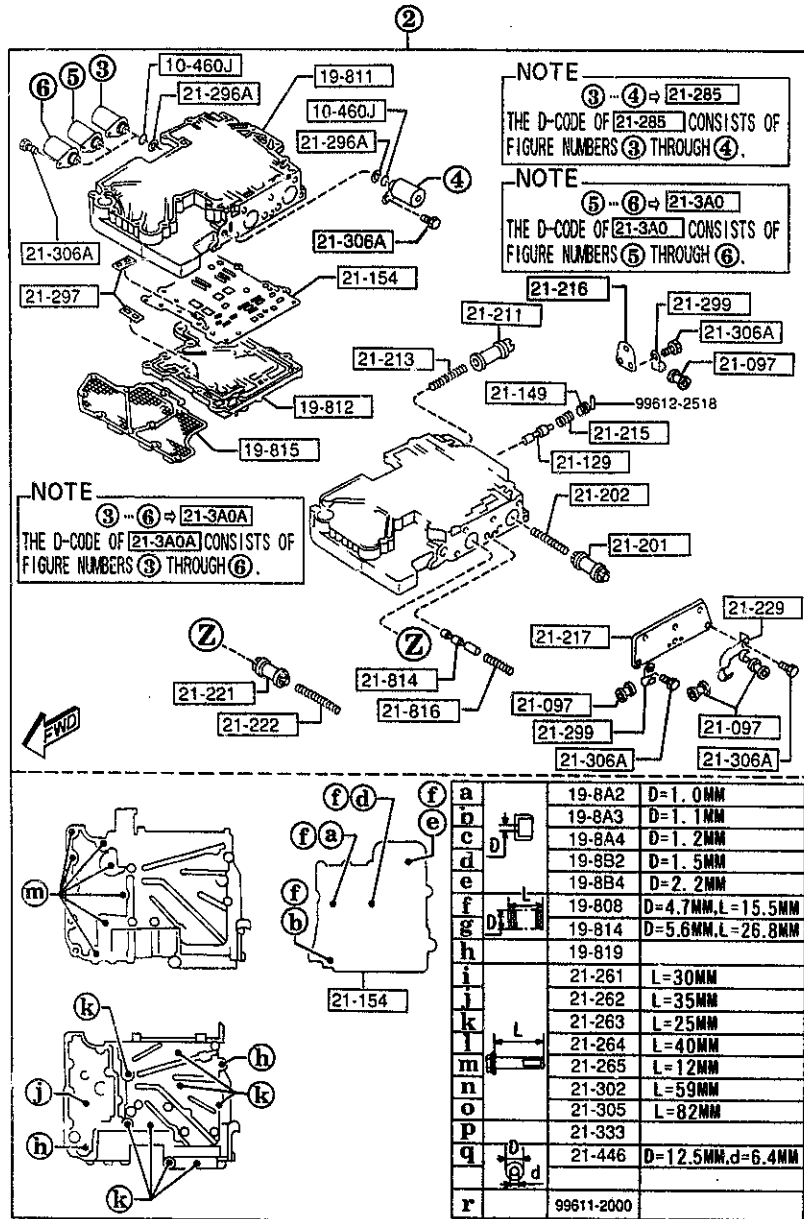
(1/2)

NOTE

① ... ② ⇒ 19-750
 THE D-CODE OF 19-750 CONSISTS OF
 FIGURE NUMBERS ① THROUGH ②.



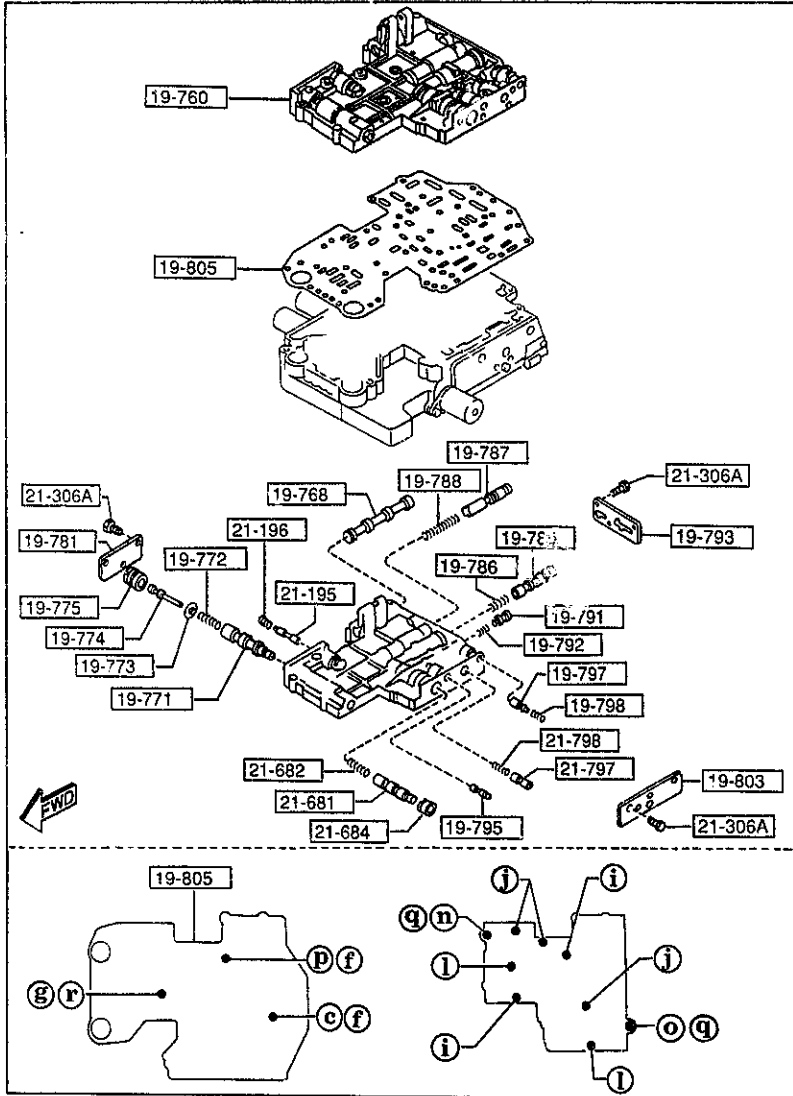
PART NO.	QTY	MODEL/RESTRICTION	MODEL/RESTRICTION	MODEL/RESTRICTION	FROM-TO
19-811		BODY, VALVE LWR			
BV02-19-811C	1				
19-812		COVER, VALVE BODY			
BV01-19-812A	1				
19-814		SPRING			
0338-19-814	1				
19-815		STRAINER, OIL			
BV01-19-815	1				
19-819		NUT			
BV01-19-819	2				
21-097		PROTECTOR			
FU01-21-097	4				
21-129		VALVE, 1-2 REDUCING			
BV01-21-129	1				
21-149		PLUG, STOPPER			
BV01-21-149A	1				
21-154		PLATE, SEPARATOR			
N451-21-154	1				
21-195		VALVE, REDUCING			
BV01-21-195	1				
21-196		SPRING, REDUCING			
BV01-21-196	1				
21-201		PISTON, ACCUM			
N451-21-201	1				
21-202		SPRING, ACCUM N-R			
BV06-21-202	1				
21-211		PISTON, N/D ACCUM			
N451-21-211	1				



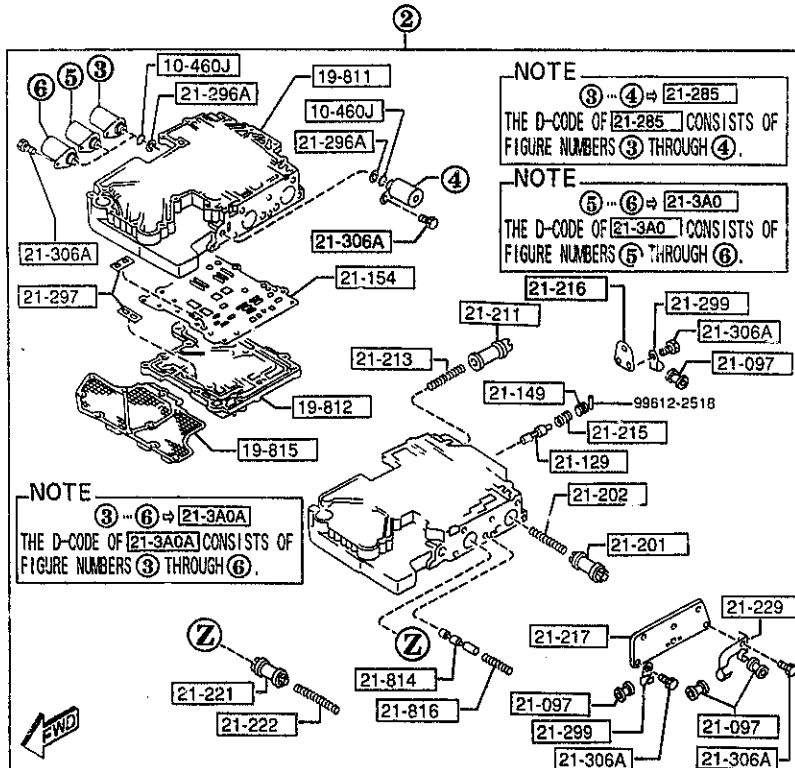
PART NO.	QTY	MODEL/RESTRICTION	MODEL/RESTRICTION	MODEL/RESTRICTION	FROM-TO
21-213		SPRING, N/D ACCUM			
BV01-21-213	1				
21-215		SPRING, BY-PASS			
BV02-21-215	1				
21-216		PLATE 'E', SIDE			
BV01-21-216	1				
21-217		PLATE 'F', SIDE			
BV01-21-217	1				
21-221		PISTON, 1/2 ACCUM			
N451-21-221	1				
21-222		SPRING, ACCUM 1-2			
BV02-21-222B	2				
21-229		CLIP			
BV01-21-229A	1				
21-261		BOLT			
N451-21-261	2				
21-262		BOLT			
N451-21-262	4				
21-263		BOLT			
N451-21-263	8				
21-264		BOLT			
N451-21-264	2				
21-265		BOLT			
FU01-21-265C	7				
21-285		VALVE, SOLENOID			
BV01-21-280A	1				5201-
21-296A		STRAINER, OIL			
BV01-21-296	4				
5201 NA35* -614193					

NOTE

① ... ② → 19-750
 THE D-CODE OF 19-750 CONSISTS OF
 FIGURE NUMBERS ① THROUGH ②.



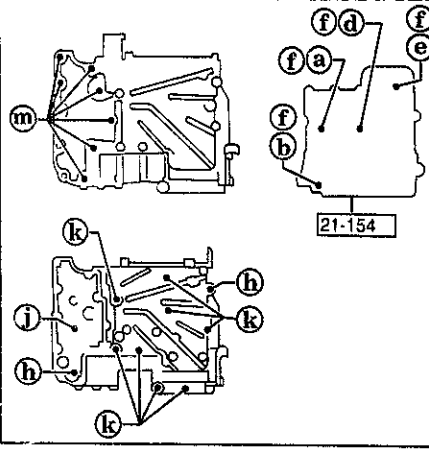
PART NO.	QTY	MODEL/RESTRICTION	MODEL/RESTRICTION	MODEL/RESTRICTION	FROM-TO
21-297		STRAINER, INNER			
BV01-21-297	2				
21-299		CLIP			
BV01-21-299	2				
21-3A0		SOLENOID			
BV02-21-3A0A	1				5201-
21-3A0A		VALVE, SOLENOID NO1			
BV01-21-3A0A	1				-5201
21-302		BOLT, CONTROL VALVE			
BV02-21-302	1				
21-305		BOLT			
BV01-21-305B	1				
21-306A		BOLT			
BV01-21-306	22				
21-333		VALVE, ONE WAY			
BV01-21-333	1				
21-446		WASHER, DISHED			
BV01-21-446	2				
21-681		VALVE, SHIFT 3-4			
BV01-21-681	1				
21-682		SPRING, 3-4 SHIFT			
BV01-21-682	1				
21-684		VALVE, 3-4 SHIFT-CDAS T			
BV01-21-684	1				
21-797		VALVE, CONTROL BACK U P			
BV01-21-797	1				
21-798		SPRING, BACK UP			
BV01-21-798	1				
5201 NA35* -614193					



NOTE
 ③...⑥ ⇒ 21-3A0A
 THE D-CODE OF 21-3A0A CONSISTS OF
 FIGURE NUMBERS ③ THROUGH ⑥.

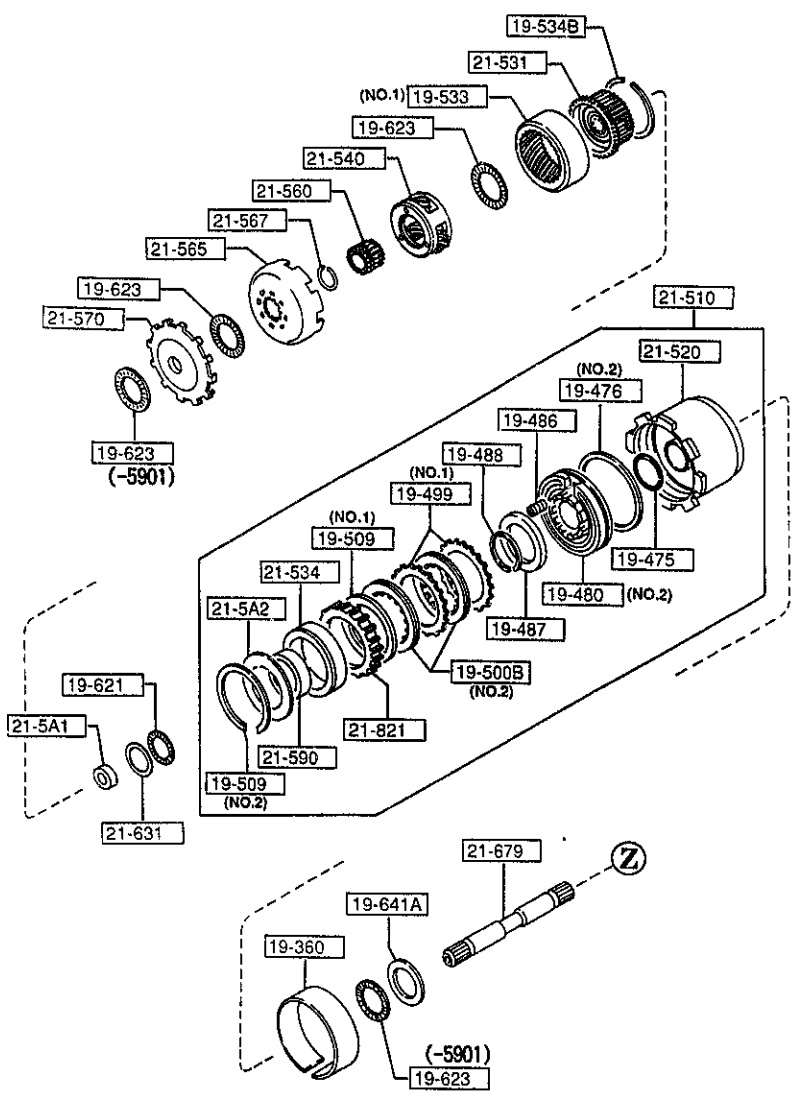
NOTE
 ③...④ ⇒ 21-285
 THE D-CODE OF 21-285 CONSISTS OF
 FIGURE NUMBERS ③ THROUGH ④.

NOTE
 ⑤...⑥ ⇒ 21-3A0
 THE D-CODE OF 21-3A0 CONSISTS OF
 FIGURE NUMBERS ⑤ THROUGH ⑥.



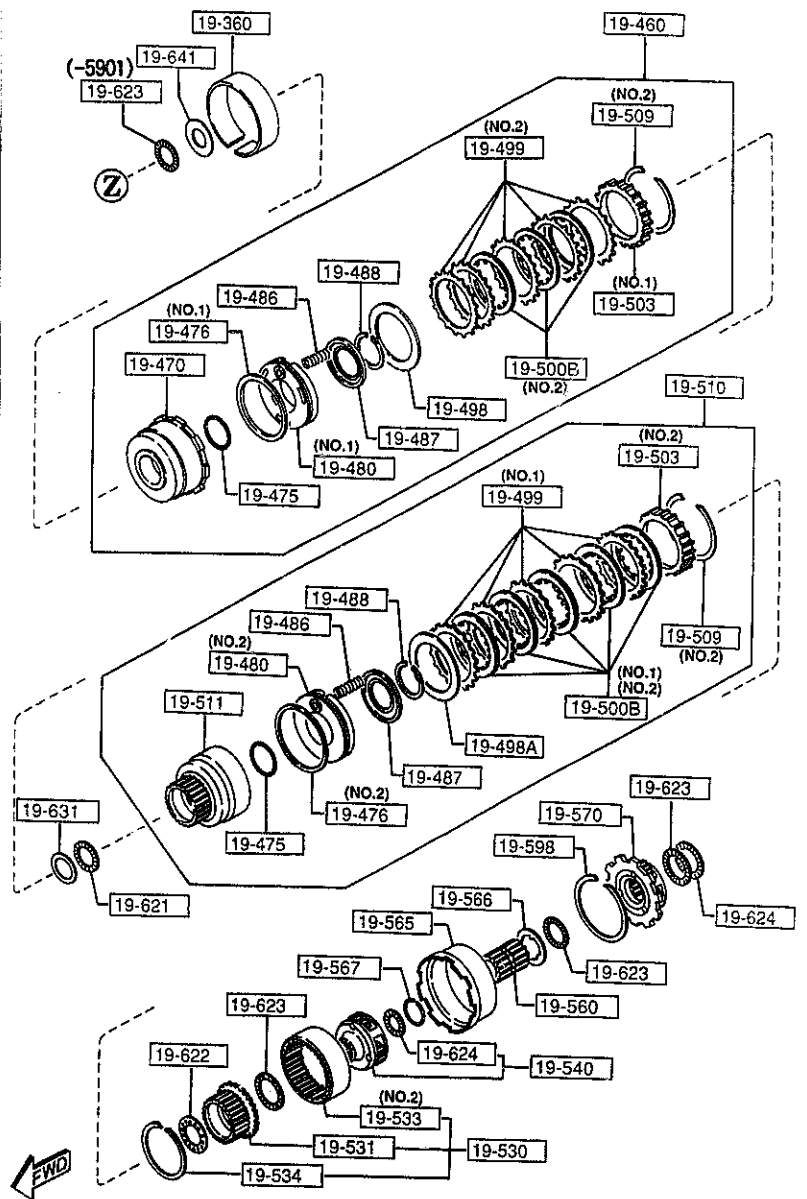
a	19-8A2	D=1.0MM
b	19-8A3	D=1.1MM
c	19-8A4	D=1.2MM
d	19-8B2	D=1.5MM
e	19-8B4	D=2.2MM
f	19-808	D=4.7MM, L=15.5MM
g	19-814	D=5.6MM, L=26.8MM
h	19-819	
i	21-261	L=30MM
j	21-262	L=35MM
k	21-263	L=25MM
l	21-264	L=40MM
m	21-265	L=12MM
n	21-302	L=59MM
o	21-305	L=82MM
p	21-333	
q	21-446	D=12.5MM, d=6.4MM
r	99611-2000	

PART NO.	QTY	MODEL/RESTRICTION	MODEL/RESTRICTION	MODEL/RESTRICTION	FROM-TO
21-814		SPRING, 3-2 TIMING			
BV01-21-814	1				
21-816		SPRING, 3-2 TIMING			
BV01-21-816	1				



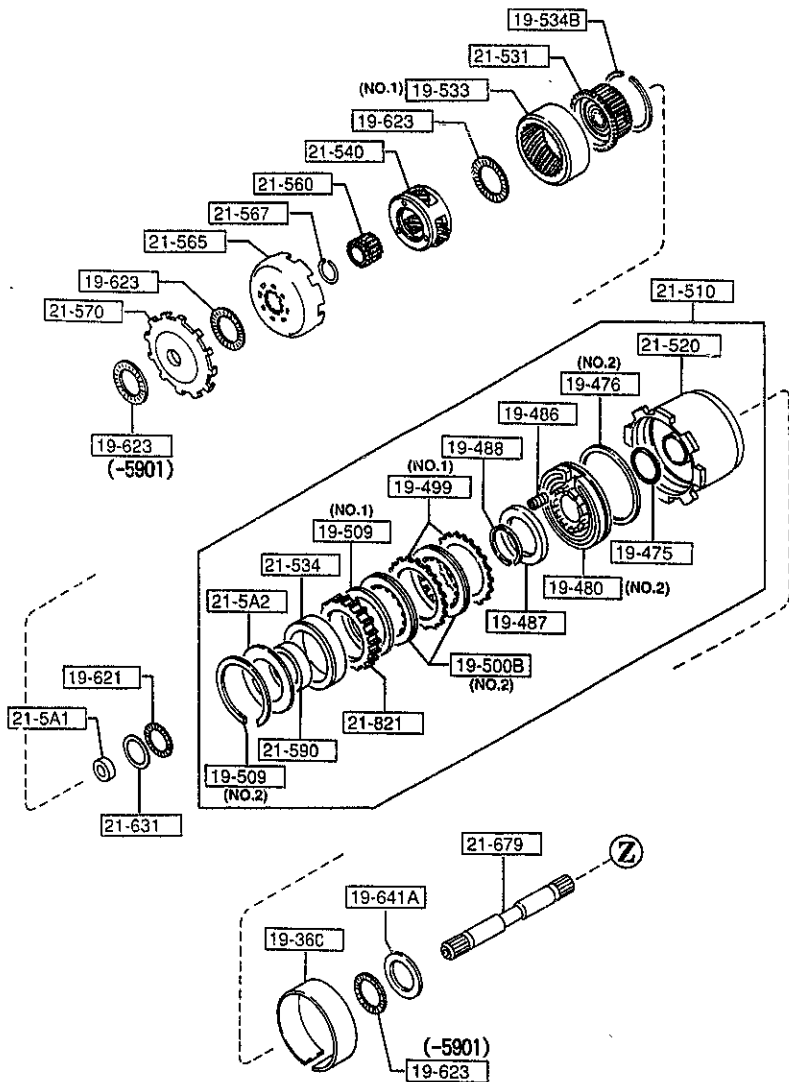
FWD

AUNA05

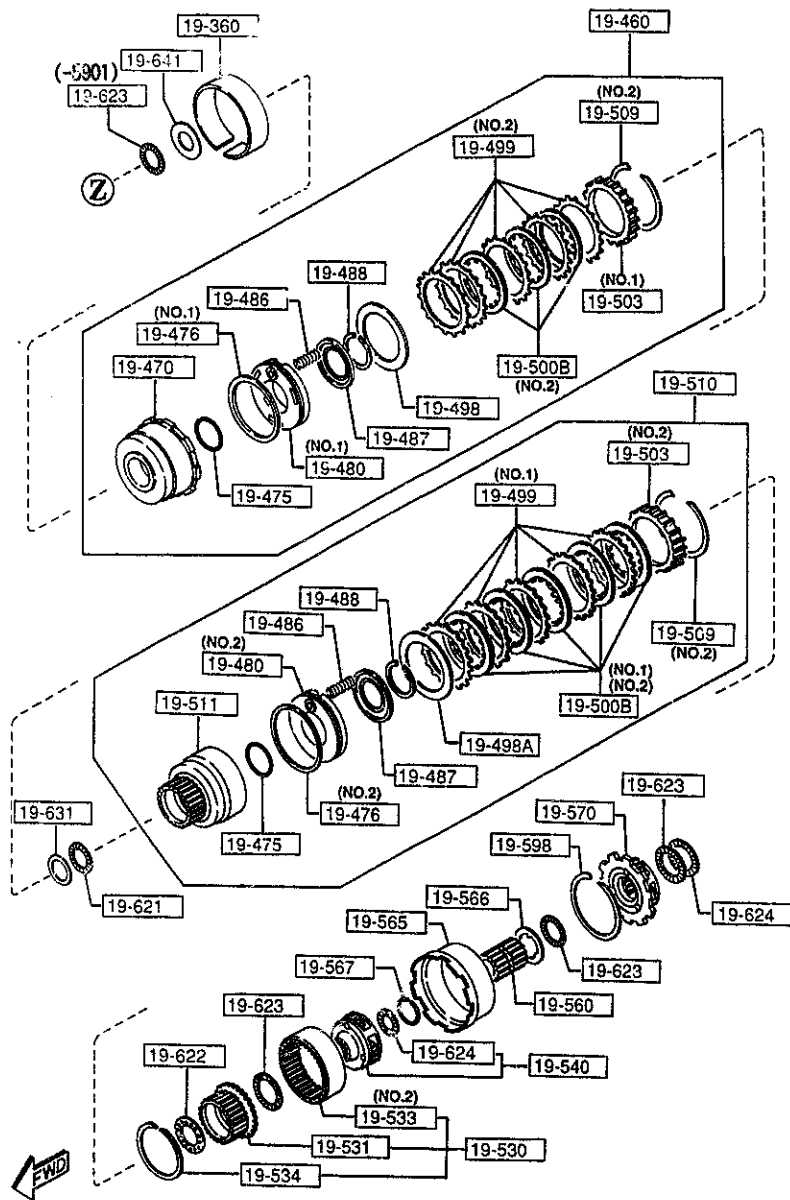


FWD

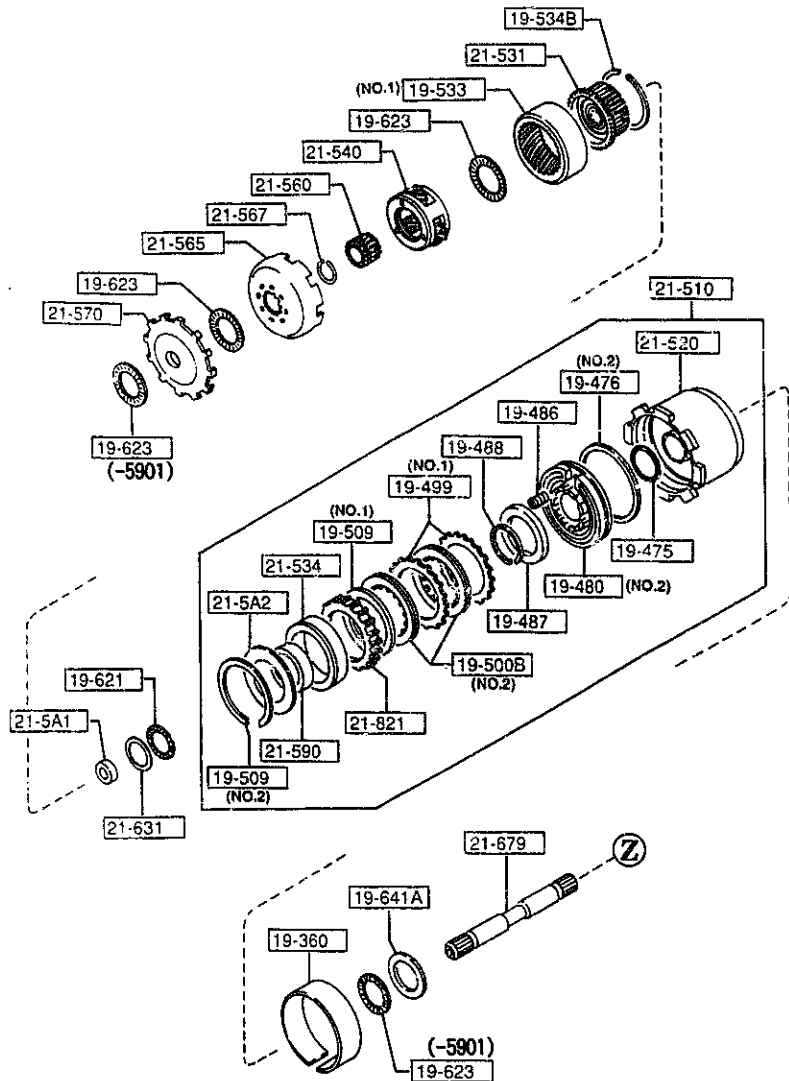
AUNA05



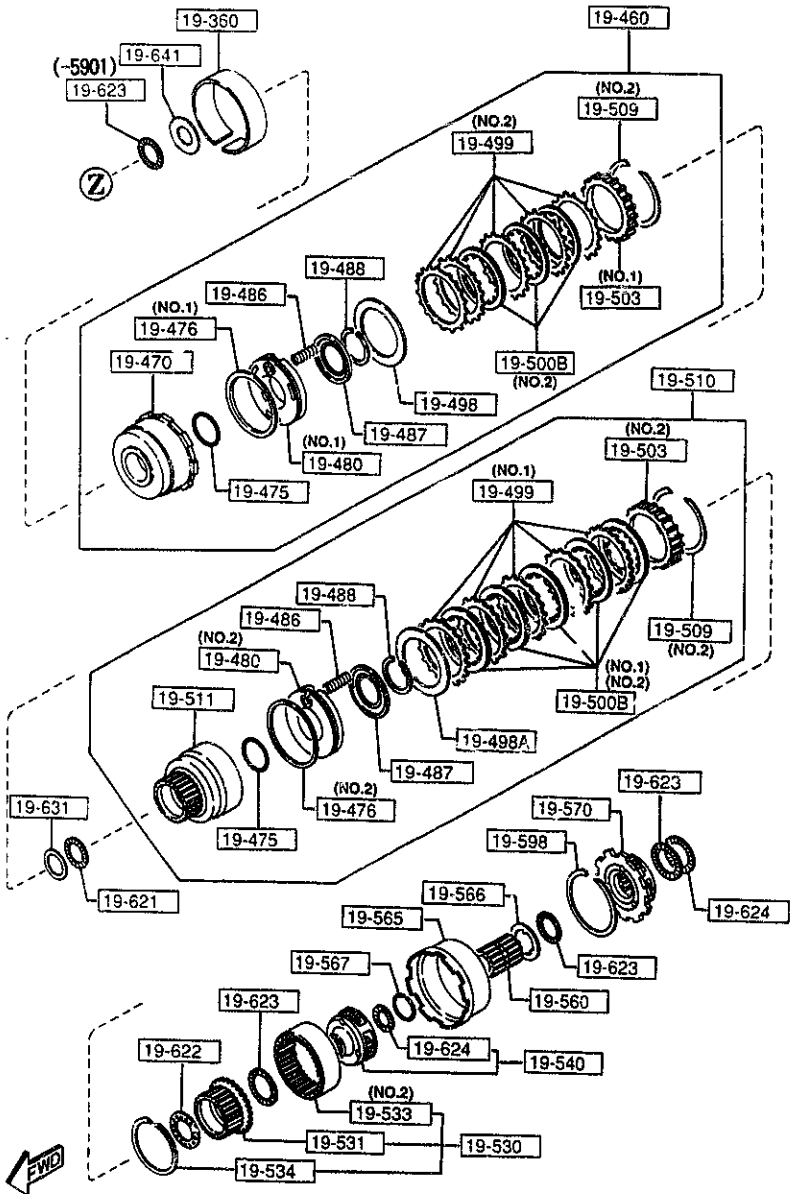
PART NO.	QTY	MODEL/RESTRICTION	MODEL/RESTRICTION	MODEL/RESTRICTION	FROM-TO
19-360		BAND, BRAKE			
0338-19-360B	2				
19-460		CLUTCH, FRONT			
N451-19-460	1				
19-470		DRUM, CLUTCH			
N451-19-470	1				
19-475		SEAL, 'O'RING			
0338-19-475	3				
19-476		SEAL, LATHE CUT			
BV01-19-476	1 (ILLUST. NO. 1)				
0338-19-476	2 (ILLUST. NO. 2)				
19-480		PISTON, CLUTCH			
BV01-19-480	1 (ILLUST. NO. 1)				
0338-19-480	2 (ILLUST. NO. 2)				
19-486		SPRING, PISTON RETURN			
0338-19-486	25				
19-487		RETAINER SPRING			
0338-19-487	3				
19-488		RING, SNAP			
0338-19-488	3				
19-498		PLATE, DISHED			
0338-19-498	1				
19-498A		PLATE, DISHED			
BU17-19-498	1				
19-499		PLATE, DRIVEN			
FT01-19-499	7 (ILLUST. NO. 1)				
0338-19-499	5 (ILLUST. NO. 2)				
19-500B		PLATE, DRIVEN			



PART NO.	QTY	MODEL/RESTRICTION	MODEL/RESTRICTION	MODEL/RESTRICTION	FROM-TO
CONT'D					
BU55-19-5J0	5	SELECTIVE USE (ILLUST. NO.1)			
BU17-19-500A	10	SELECTIVE USE (ILLUST. NO.2)			
19-503		PLATE,RETAINING			
0338-19-503	1	T=10.2MM (ILLUST. NO.2)			
BU17-19-504	1	T=9.4MM (ILLUST. NO.2)			
BU17-19-505	1	T=9.6MM (ILLUST. NO.2)			
N451-19-505	1	T=6.4MM (ILLUST. NO.1)			
BU17-19-506	1	T=9.8MM (ILLUST. NO.2)			
BV02-19-506	1	T=6.6MM (ILLUST. NO.1)			
BU17-19-507	1	T=10MM (ILLUST. NO.2)			
BV02-19-507	1	T=6.8MM (ILLUST. NO.1)			
3959-19-507	1	T=5.8MM (ILLUST. NO.1)			
BU17-19-508	1	T=10.2MM (ILLUST. NO.2)			
BV02-19-508	1	T=7.0MM (ILLUST. NO.1)			
3959-19-508	1	T=6.0MM (ILLUST. NO.1)			
BU17-19-509	1	T=10.4MM (ILLUST. NO.2)			
3959-19-509	1	T=6.2MM (ILLUST. NO.1)			
19-509		RING,SNAP			
BV01-19-509	1	(ILLUST. NO.1)			
0338-19-509	3	T=2.0MM (ILLUST. NO.2)			
19-510		CLUTCH,REAR			
BU17-19-510A	1				
19-511		DRUM,REAR CLUTCH			
1758-19-511A	1				



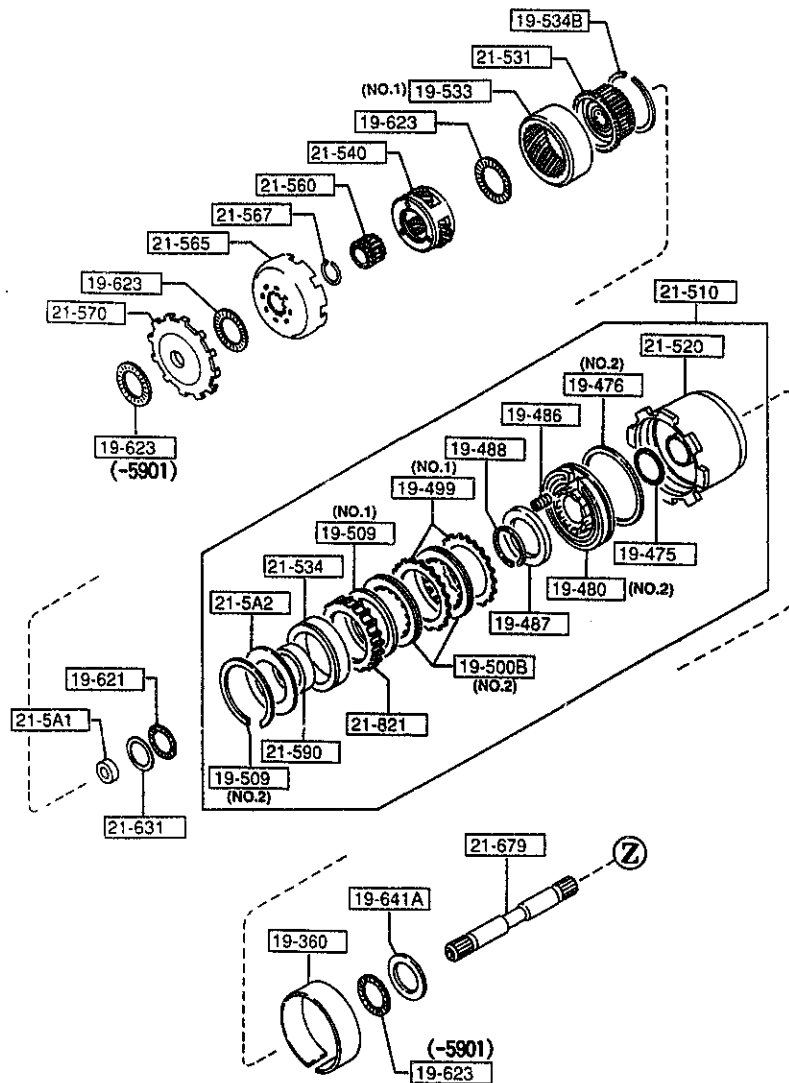
PART NO.	QTY	MODEL/RESTRICTION	MODEL/RESTRICTION	MODEL/RESTRICTION	FROM TO
19-530		HUB, REAR CLUTCH			
0338-19-530	1				
19-531		HUB, REAR CLUTCH			
0338-19-531	1				
19-533		GEAR, INTERNAL			
BV01-19-533	1	(ILLUST. NO. 1)			
0338-19-533A	1	(ILLUST. NO. 2)			
19-534		RING, SNAP			
0338-19-534	1				
19-534B		RING, SNAP			
BU03-19-534	1				
19-540		CARRIER, FRONT			
0338-19-540	1				
19-560		GEAR, SUN			
0338-19-560	1				
19-565		SHELL, CONNECTING			
BU27-19-565	1				
19-566		RACE, SHELL BEARING			
0338-19-566	1	(*95 MODEL)			
19-567		RING, SNAP			
0338-19-567	1				
19-570		CARRIER, REAR			
0338-19-570	1				
19-598		RING, SNAP			
0338-19-598	1				
19-621		BEARING, NEEDLE			
0338-19-621	2				



PART NO.	QTY	MODEL/RESTRICTION	MODEL/RESTRICTION	MODEL/RESTRICTION	FROM-TO
19-622		BEARING, NEEDLE			
BU91-19-622	1	D=34.7MM			
FT01-19-622	1	D=33.8MM			
19-623		BEARING, NEEDLE			
0338-19-623A	8				
0338-19-623A	5				-5901
19-624		BEARING, NEEDLE			5901-
0338-19-624	2				
19-631		RACE, BRG. PUMP COVER			
0338-19-631	1	T=1.2MM			
0338-19-632	1	T=1.4MM			
0338-19-633	1	T=1.6MM			
0338-19-634	1	T=1.8MM			
0338-19-635	1	T=2.0MM			
0338-19-636	1	T=2.2MM			
19-641		WASHER, FRONT CLUTCH			
BV01-19-6C1	1	T=0.8MM			
EV01-19-6C2	1	T=1MM			
BV01-19-6C3	1	T=1.2MM			
BV01-19-6C4	1	T=1.4MM			
BV01-19-6C5	1	T=1.6MM			
BV01-19-6C6	1	T=1.8MM			
BV01-19-6C7	1	T=2MM			
BV01-19-6C8	1	T=2.2MM			
5901 NA3** -702989					

1930 AUTOMATIC TRANSMISSION CLUTCHES & PLANETARY GEARS (1/2)

1930 -5 AUTOMATIC TRANSMISSION CLUTCHES & PLANETARY GEARS

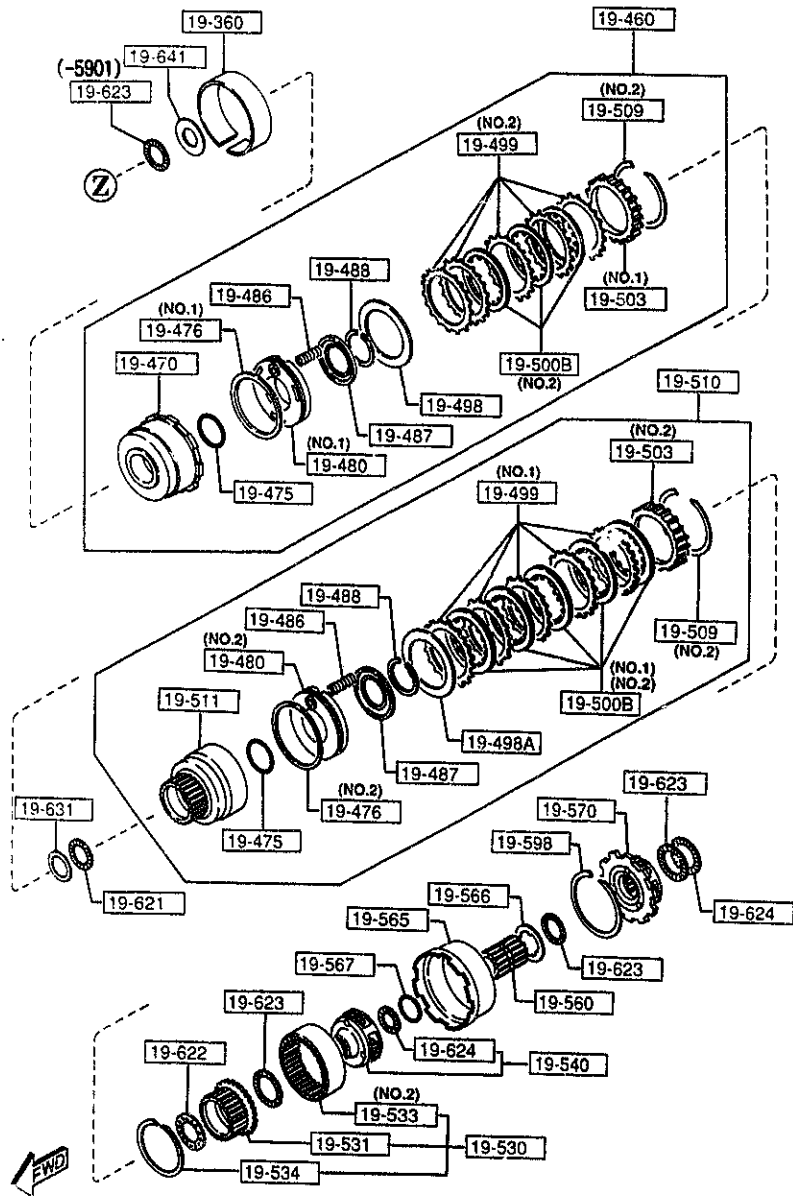


PART NO.	QTY	MODEL/RESTRICTION	MODEL/RESTRICTION	MODEL/RESTRICTION	FROM-TO
19-641A	1	WASHER			
BV03-19-6C1	1	T=0.8MM			
BV03-19-6C2	1	T=1MM			
BV03-19-6C3	1	T=1.2MM			
BV03-19-6C4	1	T=1.4MM			
BV03-19-6C5	1	T=1.6MM			
BV03-19-6C6	1	T=1.8MM			
BV03-19-6C7	1	T=2MM			
BV03-19-6C8	1	T=2.2MM			
21-5A1	1	SLEEVE, SEAL-O. D. CARRIER			
BV01-21-5A1	1				
21-5A2	1	RACE, SIDE-ONE WAY CLUTCH			
BV01-21-5A2	1	T=0.6MM			
BV01-21-5A3	1	T=0.8MM			
BV01-21-5A4	1	T=1MM			
BV01-21-5A5	1	T=1.2MM			
BV01-21-535	1	T=0.4MM			
21-510	1	CLUTCH, DIRECT			
BV01-21-510B	1				
21-520	1	DRUM, DIRECT			
BV01-21-530C	1				
21-531	1	HUB, O/DRIVE CLUTCH			
BV01-21-536	1				
21-534	1	RACE, OUTER-ONE WAY CLUTCH			
BV01-21-534	1				

AUNA05

CAT. AUNA05-04

1997-07

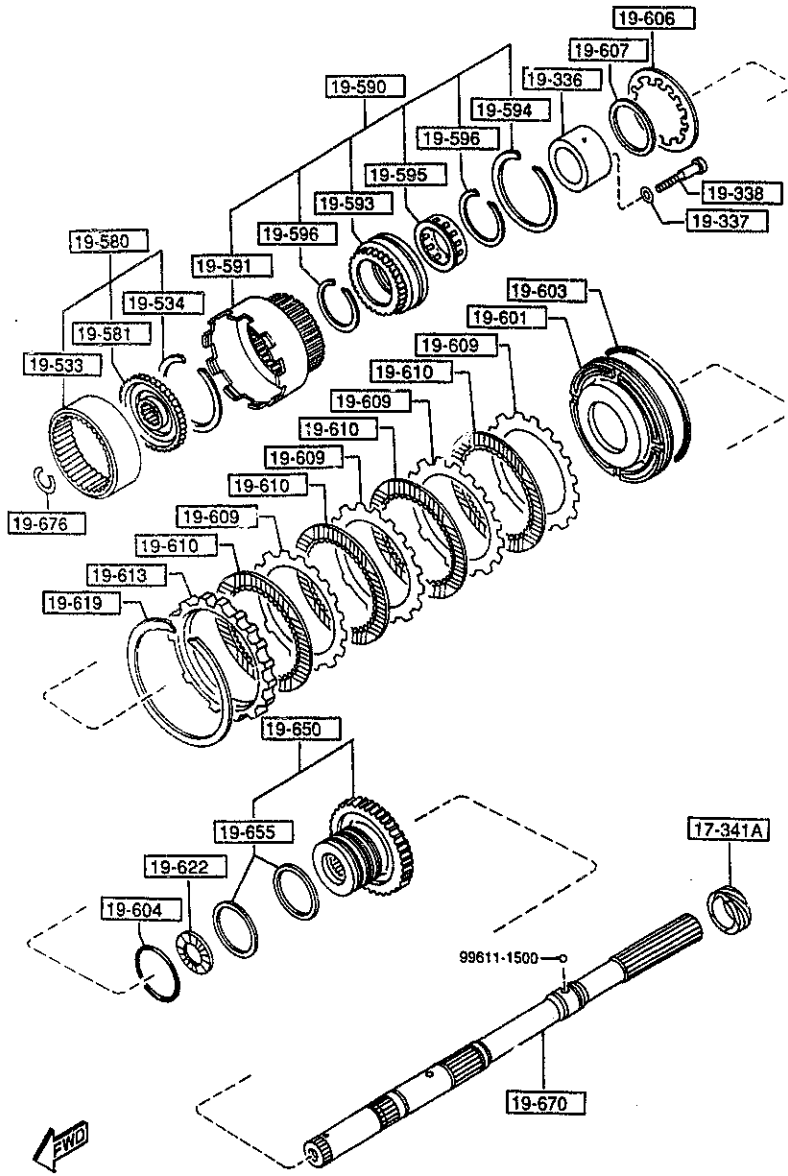


PART NO.	QTY	MODEL/RESTRICTION	MODEL/RESTRICTION	MODEL/RESTRICTION	FROM-TO
21-540		CARRIER, OVER DRIVE			
BV01-21-540B	1				
21-560		GEAR, OVER DRIVE			
BV01-21-560	1				
21-565		CONNECTING, SHELL			
BU03-21-565	1				
21-567		RING, SNAP			
BU03-21-567	1				
21-570		SUPPORT, CENTER			
BV01-21-570A	1				
21-590		CLUTCH, ONE WAY			
BV01-21-533	1				
21-631		RACE, BRG. HUB CLUTCH			
BU01-21-631	1	L=1.2MM			
BU01-21-632	1	L=1.4MM			
BU01-21-633	1	L=1.6MM			
BU01-21-634	1	L=1.8MM			
BU01-21-635	1	L=2.0MM			
BU01-21-636	1	L=2.2MM			
21-679		SHAFT, INTERMEDIATE			
BU01-21-679	1				
21-821		PLATE, RETAINING			
BV01-21-821A	1				

AUNA05

CAT. AUNA05-04

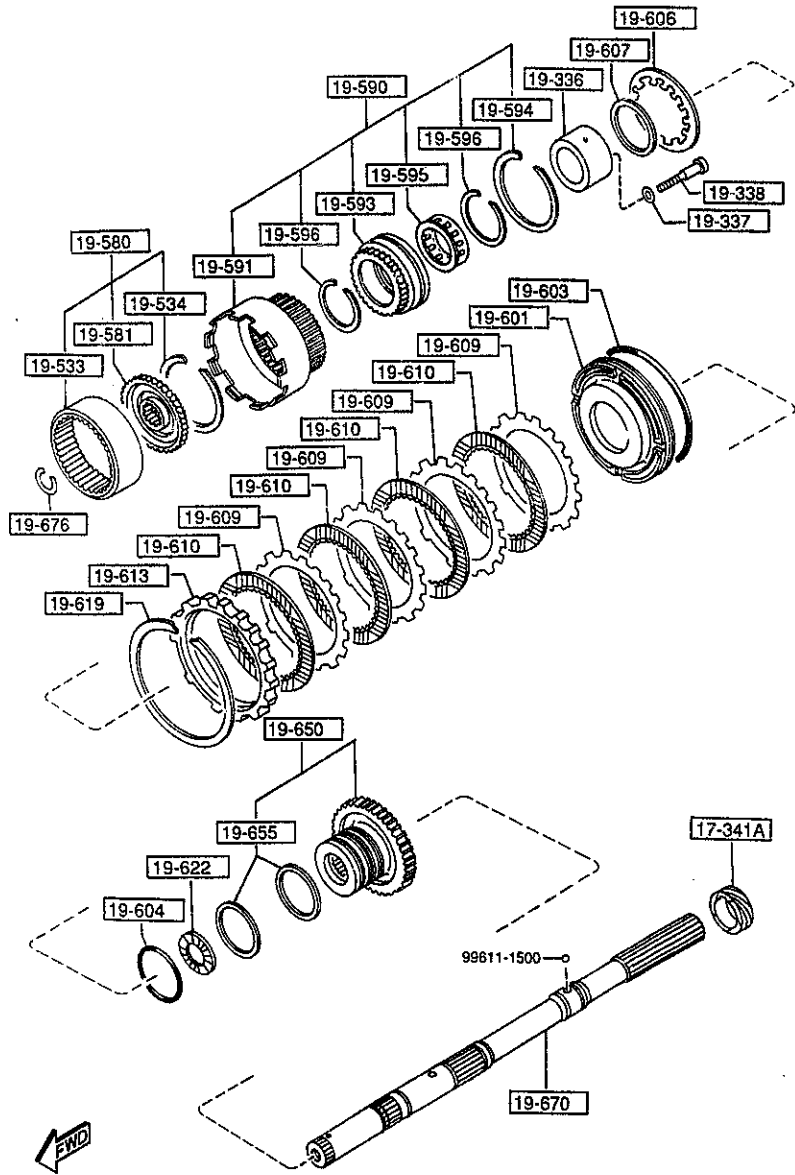
1997-07



PART NO.	QTY	MODEL/RESTRICTION	MODEL/RESTRICTION	MODEL/RESTRICTION	FROM-TO
17-341A		GEAR, SPEEDO.DRIVE			
1281-17-341	1				
19-336		RACE, INNER			
0338-19-336	1				
19-337		WASHER, PLAIN			
0338-19-337	8				
19-338		BOLT			
0338-19-338	8				
19-533		GEAR, INTERNAL			
0338-19-533A	1				
19-534		RING, SNAP			
0338-19-534	1				
19-580		FLANGE			
0338-19-580	1				
19-581		FLANGE, DRIVE			
0338-19-581	1				
19-590		DRUM, CONNECTING			
0338-19-590	1				
19-591		DRUM, CONNECTING			
0338-19-591	1				
19-593		RACE, OUTER			
0338-19-593	1				
19-594		RING, SNAP			
0338-19-594	1				
19-595		CLUTCH, ONE WAY			
0338-19-595	1				
19-596		RING, SNAP			
0338-19-596	2				

1940 AUTOMATIC TRANSMISSION GOVERNOR, LOW & REVERSE PISTON

1940 -2 AUTOMATIC TRANSMISSION GOVERNOR, LOW & REVERSE PISTON



PART NO.	QTY	MODEL/RESTRICTION	MODEL/RESTRICTION	MODEL/RESTRICTION	FROM-TO
19-601	1	PISTON,LOW & REVERSE			
BT08-19-600	1				
19-603	1	SEAL,PISTON			
0338-19-603	1				
19-604	1	SEAL,O-RING			
0338-19-604	1				
19-606	1	SPRING,PISTON			
0338-19-606	1				
19-607	1	RING,SNAP			
0338-19-607	1				
19-609	4	PLATE,DRIVEN			
0338-19-609	4				
19-610	4	PLATE,DRIVE			
BU17-19-610	4				
19-613	1	PLATE,RETAINING			
0338-19-613A	1	T=11.8MM			
0338-19-614A	1	T=12MM			
0338-19-615A	1	T=12.2MM			
0338-19-616A	1	T=12.4MM			
0338-19-617A	1	T=12.6MM			
0338-19-618A	1	T=12.8MM			
19-619	1	RING,SNAP			
0338-19-619	1				
19-622	1	BEARING,NEEDLE			
BU91-19-622	1	D=34.7MM			
FT01-19-622	1	D=33.8MM			

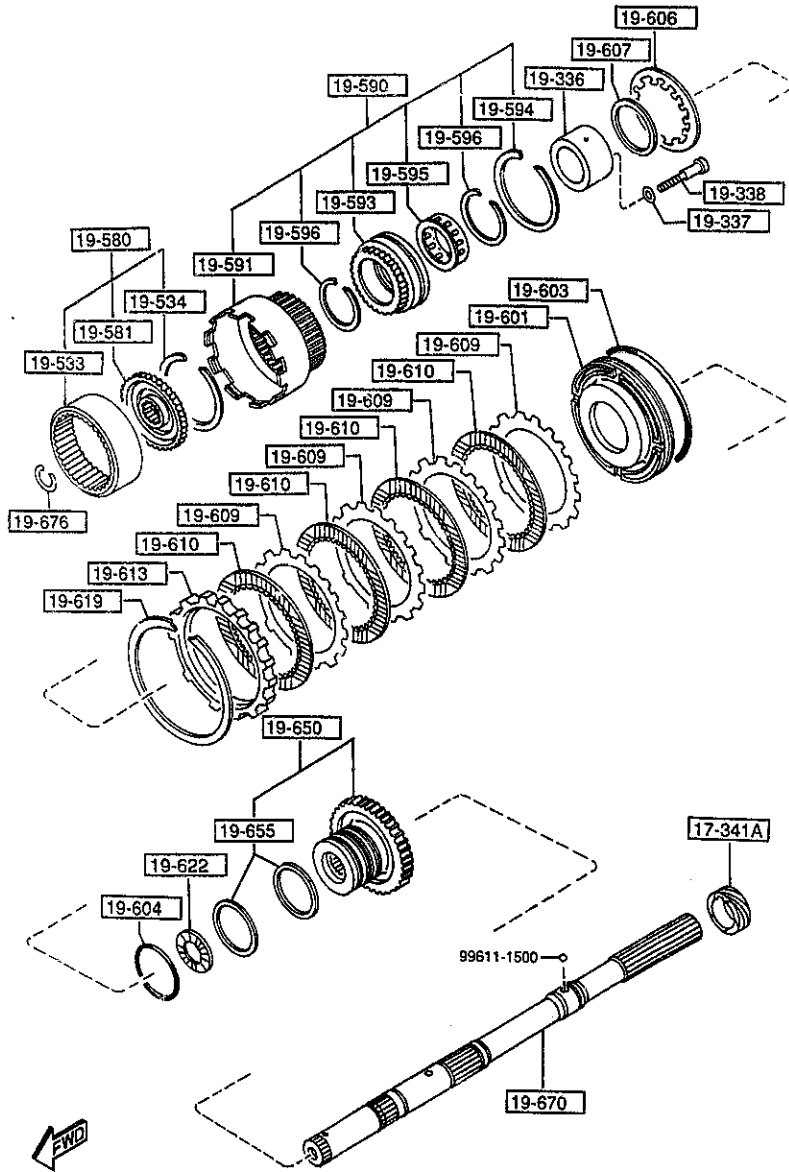
AUNA05

CAT. AUNA05-04

1997-07

1940 AUTOMATIC TRANSMISSION GOVERNOR, LOW & REVERSE PISTON

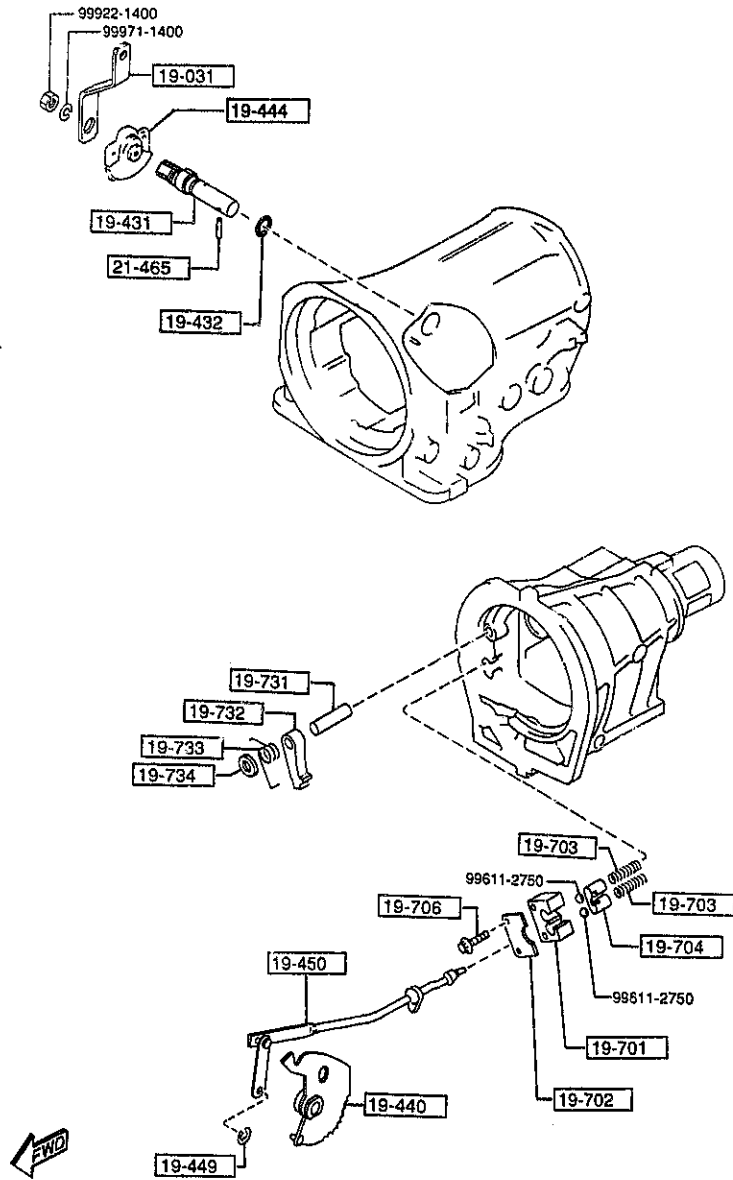
1940 -3 * AUTOMATIC TRANSMISSION GOVERNOR, LOW & REVERSE PISTON



PART NO.	QTY	MODEL/RESTRICTION	MODEL/RESTRICTION	MODEL/RESTRICTION	FROM-TO
19-650		DISTRIBUTOR,OIL			
BV01-19-650	1				
19-655		RING,SEAL			
BV01-19-655	2				
19-670		SHAFT			
BU55-19-670	1				
19-676		RING			
0338-19-676	1				

1950 AUTOMATIC TRANSMISSION MANUAL LINKAGE SYSTEM

1950 -1 AUTOMATIC TRANSMISSION MANUAL LINKAGE SYSTEM



PART NO.	QTY	MODEL/RESTRICTION	MODEL/RESTRICTION	MODEL/RESTRICTION	FROM-TO
19-031		LEVER, SELECT			
BU55-19-031	1				
19-431		SHAFT, MANUAL			
BU67-19-431	1				
19-432		RING, 'O'			
0338-19-432	1				
19-440		PLATE, MANUAL			
BU56-19-440	1				
19-444		SWITCH, INHIBITOR			
N451-19-444	1				
19-449		RING, SNAP			
0338-19-449	1				
19-450		ROD, PARKING			
BU17-19-450	1				
19-701		SUPPORTER, ACTUATOR			
BU17-19-701	1				
19-702		PLATE, RETAINING			
0338-19-702A	1				
19-703		SPRING, BALL PARK			
BU17-19-703	2				
19-704		RETAINER			
BU17-19-704	1				
19-706		BOLT			
0338-19-706	1				
19-731		SHAFT, PARKING PAWL			
0338-19-731	1				
19-732		PAWL, PARKING			
BU17-19-732	1				

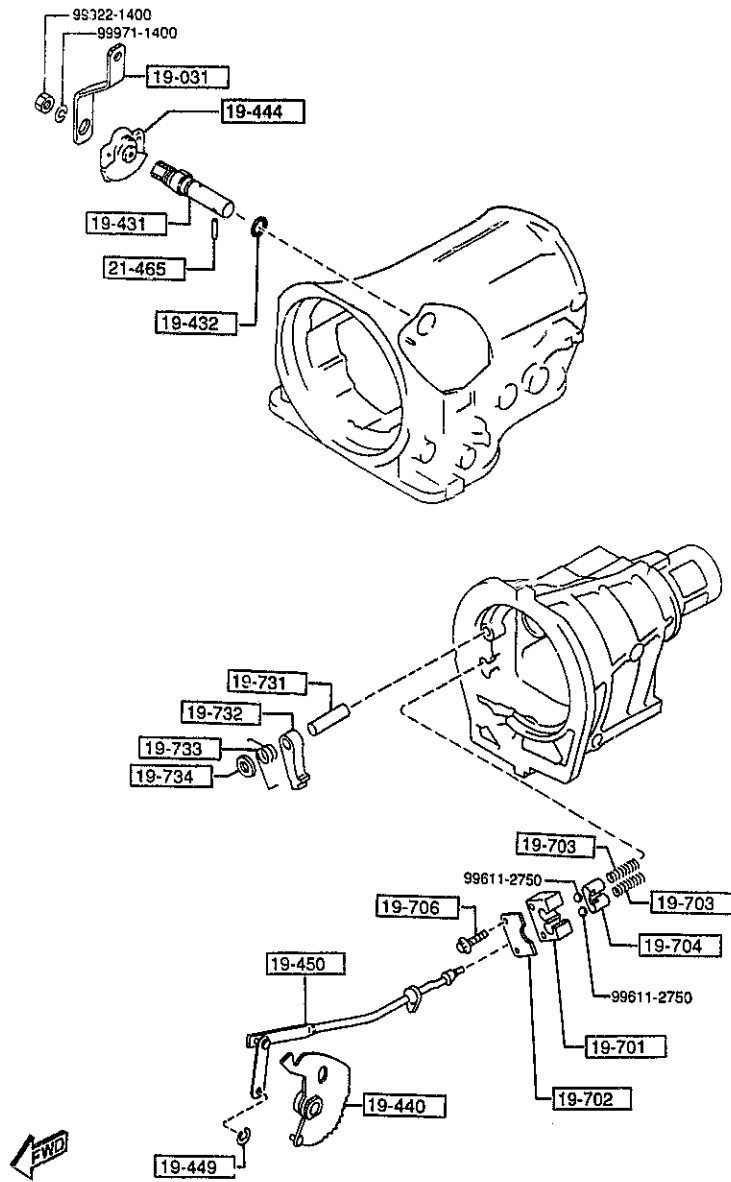
AUNA05

CAT. AUNA05-04

1997-07

1950 AUTOMATIC TRANSMISSION MANUAL LINKAGE SYSTEM

1950 -2 * AUTOMATIC TRANSMISSION MANUAL LINKAGE SYSTEM



PART NO.	QTY	MODEL/RESTRICTION	MODEL/RESTRICTION	MODEL/RESTRICTION	FROM-TO
19-733		SPRING, PAWL RETURN			
0338-19-733C	1				
19-734		SPACER, DOWEL			
0338-19-734A	1				
21-465		PIN, SPRING-PARKING ROD			
BU67-21-465	1				

AUNA05

CAT. AUNA05-04

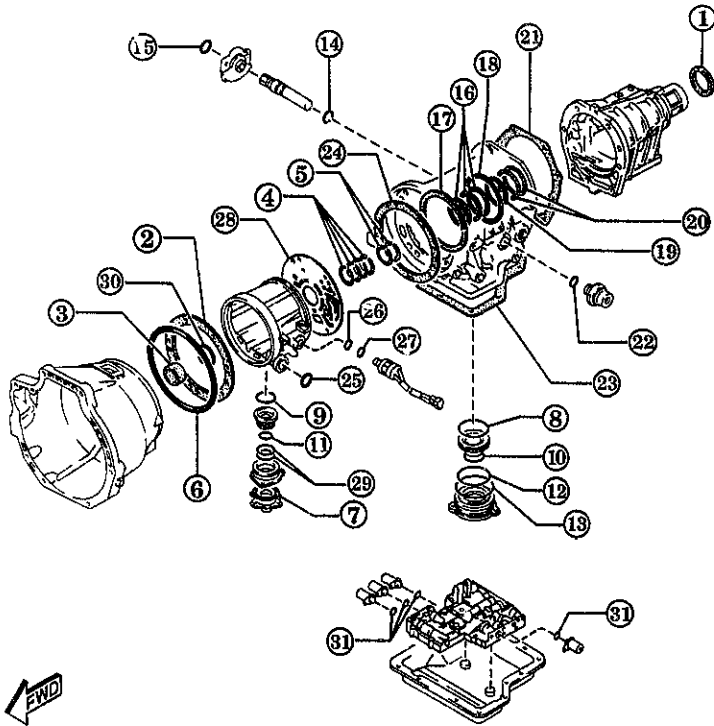
1997-07

1960 AUTOMATIC TRANSMISSION GASKET & SEAL KIT

1960 -1 * AUTOMATIC TRANSMISSION GASKET & SEAL KIT

22-900

- 1-SEAL, OIL..... (1)
- 2-GASKET, OIL PUMP..... (1)
- 3-SEAL, OIL..... (1)
- 4-RING, SEAL..... (4)
- 5-RING, SEAL..... (2)
- 6-SEAL, CUT RING..... (1)
- 7-GASKET..... (1)
- 8-SEAL, PISTON..... (1)
- 9-SEAL, PISTON..... (1)
- 10-SEAL, PISTON..... (1)
- 11-SEAL, PISTON..... (1)
- 12-SEAL, LATHE CUT..... (1)
- 13-RING, "O"..... (1)
- 14-RING, "O"..... (1)
- 15-RING, "O"..... (1)
- 16-SEAL, "O" RING..... (3)
- 17-SEAL, LATHE CUT..... (1)
- 18-SEAL, PISTON..... (1)
- 19-SEAL, "O" RING..... (1)
- 20-RING, SEAL..... (2)
- 21-GASKET, EXTENTION..... (1)
- 22-SEAL, "O" RING..... (1)
- 23-GASKET, OIL PAN..... (1)
- 24-GASKET, DRUM SUPPORT..... (1)
- 25-RING, "O"..... (1)
- 26-RING, "O"..... (1)
- 27-RING, "O"..... (1)
- 28-GASKET, O/DRIVE CASE..... (1)
- 29-RING, "O"..... (2)
- 30-RING, "O"..... (1)
- 31-RING, "O"..... (4)



PART NO.	QTY	MODEL/RESTRICTION	MODEL/RESTRICTION	MODEL/RESTRICTION	FROM-TO
22-900		GASKET & SEAL KIT			
N451-22-900	1				

AUNA05

CAT. AUNA05-04

1997-07